

YOUR MILLWORK COMPANY, INC.

ANY STREET
ANY CITY, ANY STATE
Phone Number

CASEWORK FOR:

YOUR MILLWORK PROJECT
101 MAIN STREET
HOMETOWN, USA

SPACE FOR CONTRACTOR APPROVAL STAMP

YOUR MILLWORK COMPANY, INC. HAS PREPARED AND SUBMITTED THESE DRAWINGS BASED UPON ARCHITECTURAL AND/OR OWNER PREPARED DOCUMENTS. THE POSSIBILITY OF MISINTERPRETATION ALWAYS EXISTS. IT IS SUGGESTED THAT THESE DRAWINGS BE CAREFULLY REVIEWED, CORRECTED, AND RETURNED AT THE EARLIEST POSSIBLE DATE. THIS INTERPRETATION OF THE ARCHITECTURAL AND/OR OWNER PREPARED DOCUMENTS IS INTENDED TO BE USED EXCLUSIVELY FOR THE MANUFACTURING OF COMPONENT PARTS TO BE SUPPLIED BY YOUR MILLWORK COMPANY, INC. ON THIS PROJECT. ANYONE ELSE WHO MIGHT RELY ON THESE DRAWINGS FOR THE LAYOUT OF THEIR WORK, DOES SO AT THEIR OWN RISK.

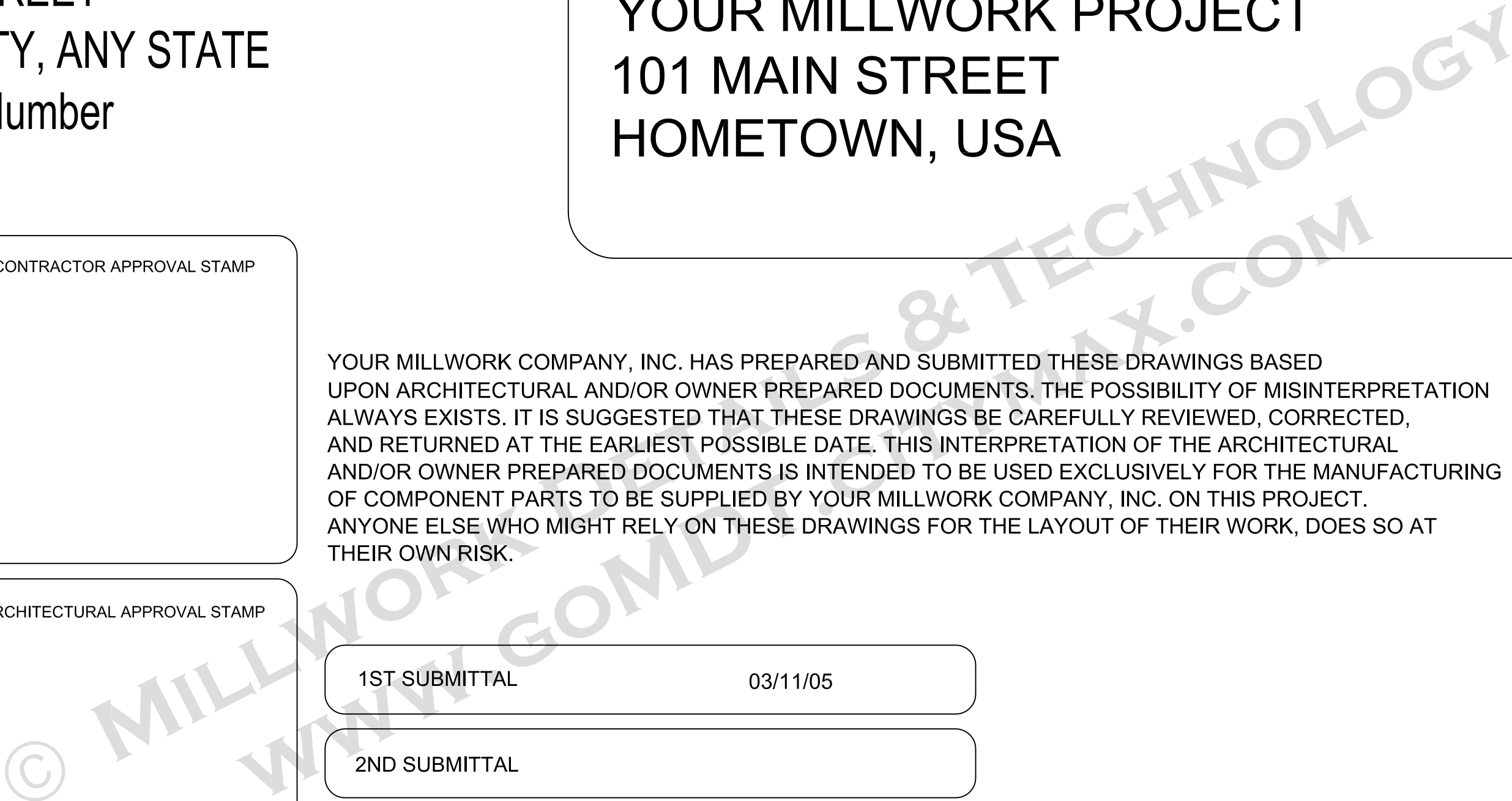
SPACE FOR ARCHITECTURAL APPROVAL STAMP

1ST SUBMITTAL 03/11/05

2ND SUBMITTAL

FIELD DIMENSIONS

ENTERED PRODUCTION



INDEX OF ELEVATIONS

ELEV.	ROOM#	ROOM NAME	ARCH REF	PAGE
1	207	WOMEN'S RESTROOM	A702	1.0
2	206	MEN'S RESTROOM	A702	1.1
3	211	REHEARSAL RM. # 1	12W/A702	2.0
4	211	REHEARSAL RM. # 1	9N/A702	2.1
5	211	REHEARSAL RM. # 1	10E/A702	2.2
6	100AA	DISPLAY	17E/A700	3.1
7	100	THEATRE LOBBY	18S/A700	4.1
8	100	THEATRE LOBBY	19W/A700	4.4
9	100	THEATRE LOBBY	16N/A700	4.8
10	100A	THEATRE VESTIBULE	2S/A701	5.1
11	100A	THEATRE VESTIBULE	1N/A701	5.3
12	211	REHEARSAL RM. # 1	11S/A702	6.0
13A	212	REHEARSAL RM. # 2	15S/A702	6.3
13B	212	REHEARSAL RM. # 2	15S/A702	6.4
14	101B	TICKETS	6E/A700	7.1
15	101B	TICKETS	7S/A700	7.3

© MILLWORK DETAILS & TECHNOLOGY
 WWW.GOMDT.COM

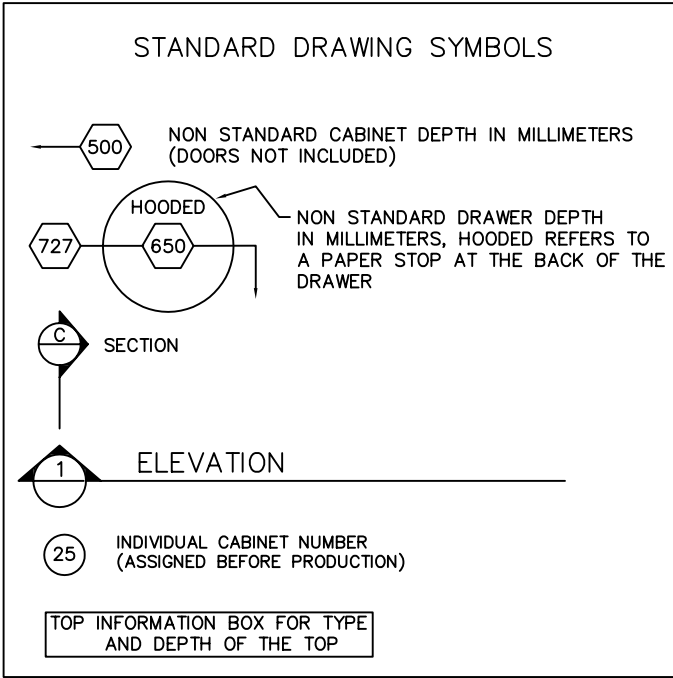
YOUR LOGO GOES HERE	ANY STREET ANY CITY, ANY STATE Phone Number	SUBMITTAL PKG: A	SUBMITTAL DATE: 03/11/05	YOUR CURRENT PROJECT NAME 101 Main Street Hometown, USA	JOB # 1000
			DRAWN by: Larry B.	REVISION DATE:	Revised On: <i>Date: 04/22/05 Time: 2:06pm</i>
			Project Manager: Your PM Name	REVISION DATE:	Millwork A101-A710

GENERAL NOTES

1. ALL OVERALL DIMENSIONS SHOWN ON THESE DRAWINGS ARE APPROXIMATE AND ARE SUBJECT TO ACTUAL FIELD DIMENSIONS.
2. ALL BASE AND TALL CABINETS SHALL BE 23¼" (590mm) DEEP (DOOR AND DRAWER FRONTS ADDITIONAL) UNLESS NOTED OTHERWISE.
3. ALL WALL CABINETS SHALL BE 12" (305mm) DEEP (DOORS ADDITIONAL) UNLESS NOTED OTHERWISE.
4. ALL CABINETS AND COUNTERTOPS WILL BE CONSTRUCTED OF INDUSTRIAL GRADE (45-47 LB.) PARTICLE BOARD UNLESS NOTED OTHERWISE.
 - A. CABINET SIDES, UNFINISHED ENDS, AND WHEN REQUIRED, CABINET TOPS TO BE ¾" PARTICLE BOARD WITH WHITE MELAMINE ON CABINET INTERIOR SURFACES. BASE AND TALL CABINET BOTTOMS TO BE ¾" PARTICLE BOARD LAMINATED WITH WHITE MELAMINE ON CABINET INTERIOR SURFACE. WALL CABINET BOTTOMS TO BE ¾" PARTICLE BOARD LAMINATED ON THE INTERIOR WITH WHITE MELAMINE, AND THE EXTERIOR WITH VENEER, U.N.O.
 - B. CABINET BACKS TO BE ¼" PARTICLE BOARD LAMINATED WITH WHITE MELAMINE.
 - C. CABINET SHELVES WILL BE ¾" THICK LAMINATED WITH WHITE MELAMINE ON BOTH SIDES. ALL SHELVES WILL HAVE WHITE 1MM PVC ON THE EXPOSED EDGE, UNLESS NOTED OTHERWISE.
 - D. ALL DOOR FRONTS, DRAWER FRONTS, AND FINISHED ENDS WILL BE ¾" PARTICLE BOARD OR MDF WITH VENEER ON THE FACE AND WHITE CABINET LINER ON THE BACK SIDE UNLESS NOTED OTHERWISE.
5. ALL CABINET EDGES WILL HAVE MATCHING VENEER UNLESS NOTED OTHERWISE.
6. ALL DOOR AND DRAWER FRONT EDGES WILL HAVE MATCHING VENEER UNLESS NOTED OTHERWISE.
7. DRAWER BOXES WILL BE HARDWOOD DOVETAIL DRAWERS U.N.O.
8. DRAWER SLIDES SHALL BE FULTERER U.N.O.
9. CABINET HINGES TO BE BLUM CONCEALED SELF-CLOSING 125° OPENING.
10. PULLS TO BE STANLEY # 4484 IN A BRUSHED ALUMINUM FINISH UNLESS NOTED OTHERWISE.
11. ALL SHELVES ARE ADJUSTABLE (UNLESS NOTED FIXED ON DRAWINGS) ON CLEAR BLUM SHELF CLIPS. THE HOLES ARE DRILLED 32mm O.C.
12. ALL CASEWORK MANUFACTURED BY ARCHITECTURAL WOOD PRODUCTS, INC. IS MANUFACTURED USING THE IMPERIAL SYSTEM OF MEASUREMENT. ALL METRIC MEASUREMENTS SHOWN IN PARENTHESIS ARE NOMINAL.
13. THE PLASTIC LAMINATE COLOR ON ALL CASEWORK IS TO BE AS SPECIFIED.
14. FOR REFERENCE THE CONVERSION OF MILLIMETERS TO INCHES IS 25.4mm=1".
15. NO MAGNETIC CATCHES WILL BE USED ON THIS PROJECT. (MAGNETIC CATCHES ARE NOT REQUIRED WITH SELF-CLOSING CONCEALED HINGES.)
16. COUNTERTOPS FOR THIS PROJECT ARE AS SPECIFIED, UNLESS NOTED OTHERWISE.

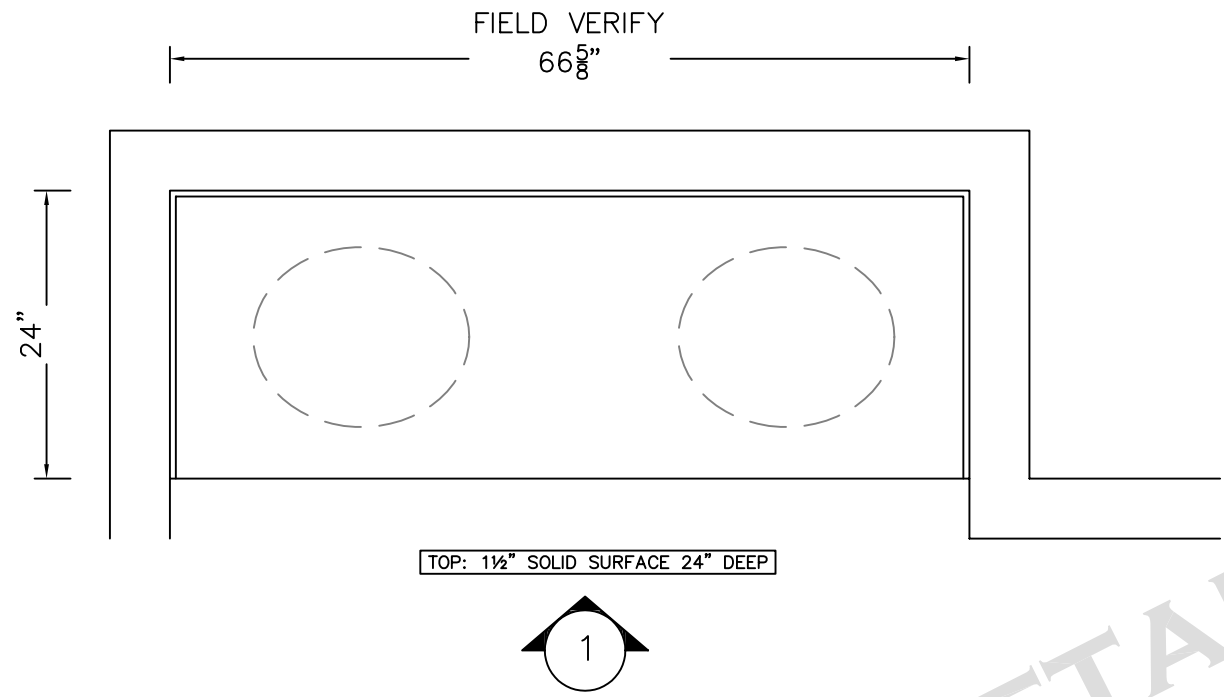
STANDARD ABBREVIATIONS

OH	OVERHANG
SE	SELF EDGE
PLAM	PLASTIC LAMINATE
DP	DEEP
FIN END.....	FINISHED END
PF	POSTFORMED
ND	NO DRIP EDGE
WF	WATERFALL EDGE
FV	FIELD VERIFY

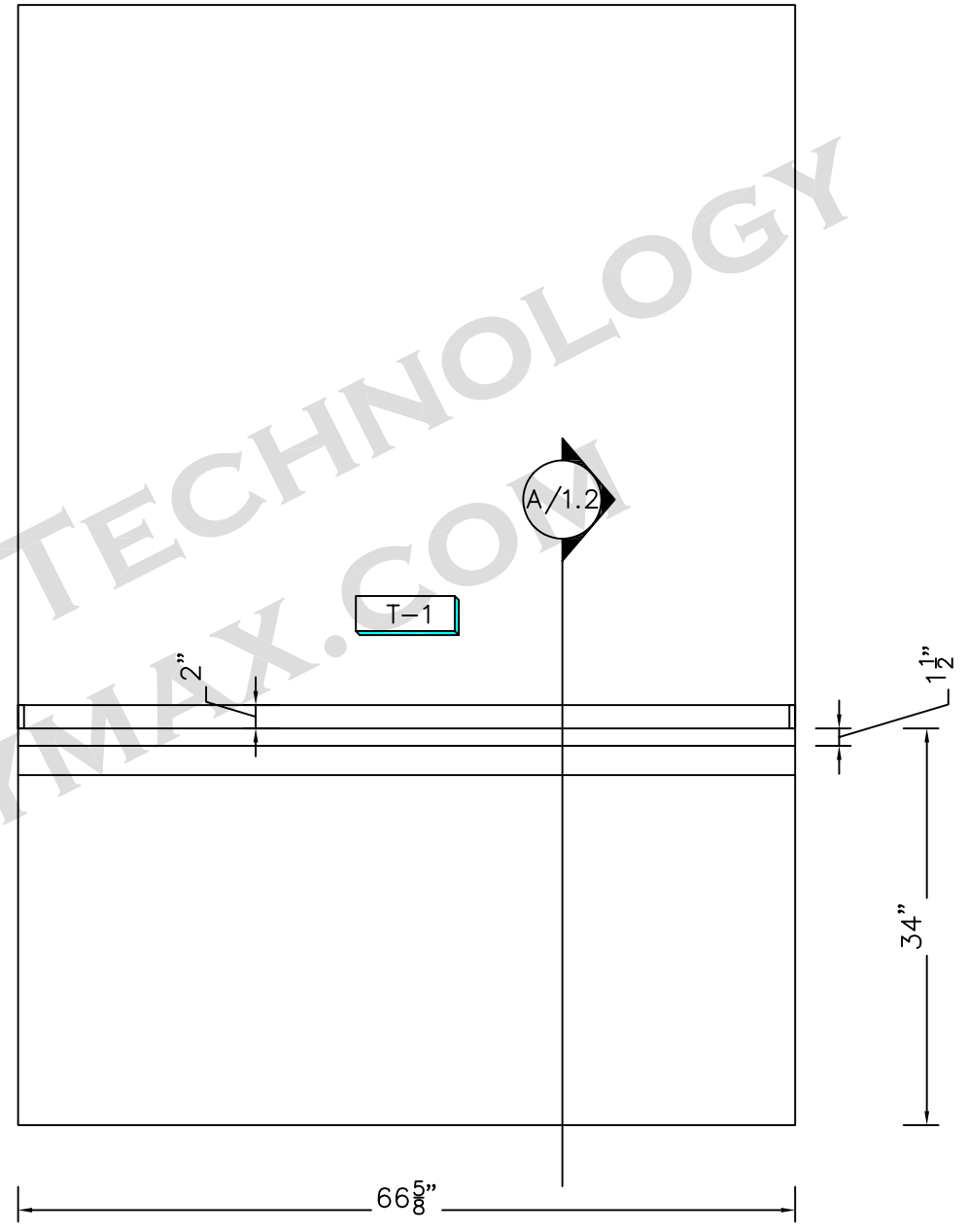


YOUR LOGO GOES HERE	ANY STREET ANY CITY, ANY STATE Phone Number	SUBMITTAL PKG: A	SUBMITTAL DATE: 03/11/05	YOUR CURRENT PROJECT NAME 101 Main Street Hometown, USA	
		DRAWN by: Larry B.	REVISION DATE:		
		Project Manager: Your PM Name	REVISION DATE:	Millwork A101-A710	<div style="border: 1px solid black; padding: 2px; display: inline-block;"> Revised On: Date: 04/22/05 Time: 2:06pm </div>
					PAGE GEN NOTE

NOTE: YOUR MILLWORK COMPANY, INC. IS PROVIDING THE SS COUNTERTOP, SPLASH, & APRON ONLY. ALL SINKS, FAUCETS, PIPING, SUPPORTS, BRACKETS, ETC. - BY OTHERS



PLAN VIEW @ WOMEN'S RESTROOM VANITY 3/4" = 1'

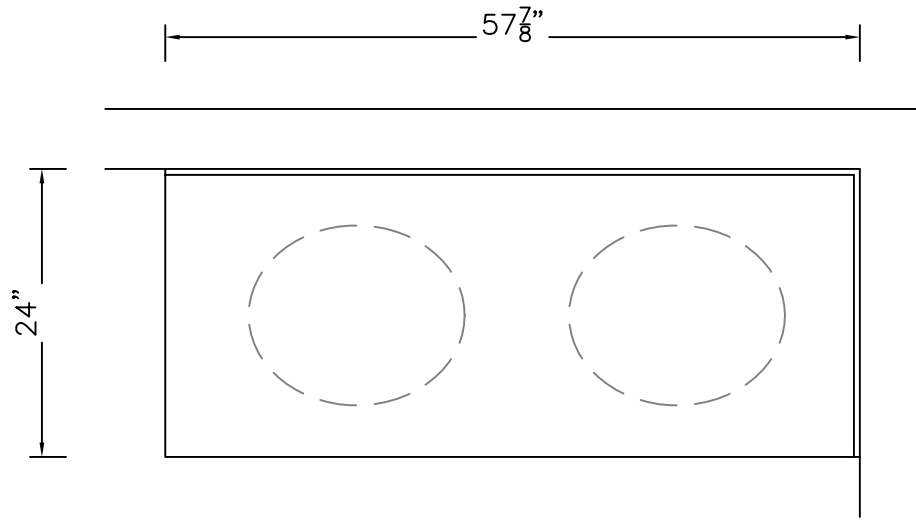


RM # 207 WOMEN'S RESTROOM ARCH. REF. - A702 TOP SOLID SURFACE COLOR: TBD 3/4" = 1'

MILLWORK DETAILS & TECHNOLOGY
WWW.GOMDT.CITYMAX.COM

YOUR LOGO GOES HERE	ANY STREET ANY CITY, ANY STATE Phone Number	SUBMITTAL PKG: A	SUBMITTAL DATE: 03/11/05	YOUR CURRENT PROJECT NAME 101 Main Street Hometown, USA Millwork A101-A710	Revised On: Date: 04/22/05 Time: 2:06pm	JOB # 1000
		DRAWN by: Larry B.	REVISION DATE:			PAGE
		Project Manager: Your PM Name	REVISION DATE:			Page 1.0

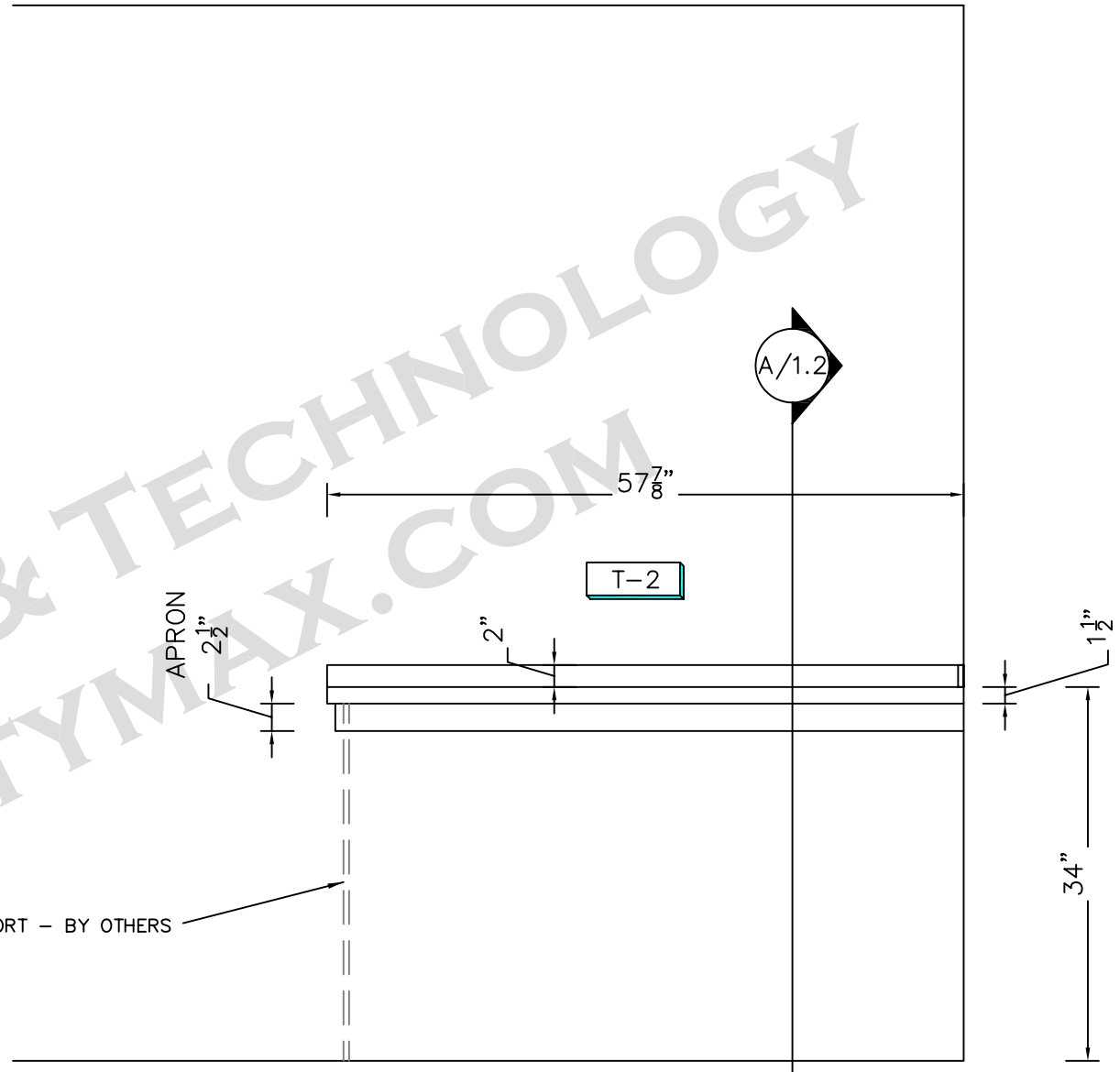
NOTE: YOUR MILLWORK COMPANY, INC. IS PROVIDING THE SS COUNTERTOP, SPLASH, & APRON ONLY. ALL SINKS, FAUCETS, PIPING, SUPPORTS, BRACKETS, ETC. - BY OTHERS



TOP: 1 1/2" SOLID SURFACE 24" DEEP



PLAN VIEW @ MEN'S RESTROOM VANITY 3/4" = 1'



RM # 206 MEN'S RESTROOM ARCH. REF. - A702 TOP SOLID SURFACE COLOR: TBD 3/4" = 1'



MILLWORK DETAILS & TECHNOLOGY
WWW.GOMDT.CITYMAX.COM

**YOUR LOGO
GOES HERE**

ANY STREET
ANY CITY, ANY STATE
Phone Number

SUBMITTAL PKG:	A	SUBMITTAL DATE:	03/11/05
DRAWN by:	Larry B.	REVISION DATE:	
Project Manager:	Your PM Name	REVISION DATE:	

YOUR CURRENT PROJECT NAME

101 Main Street
Hometown, USA

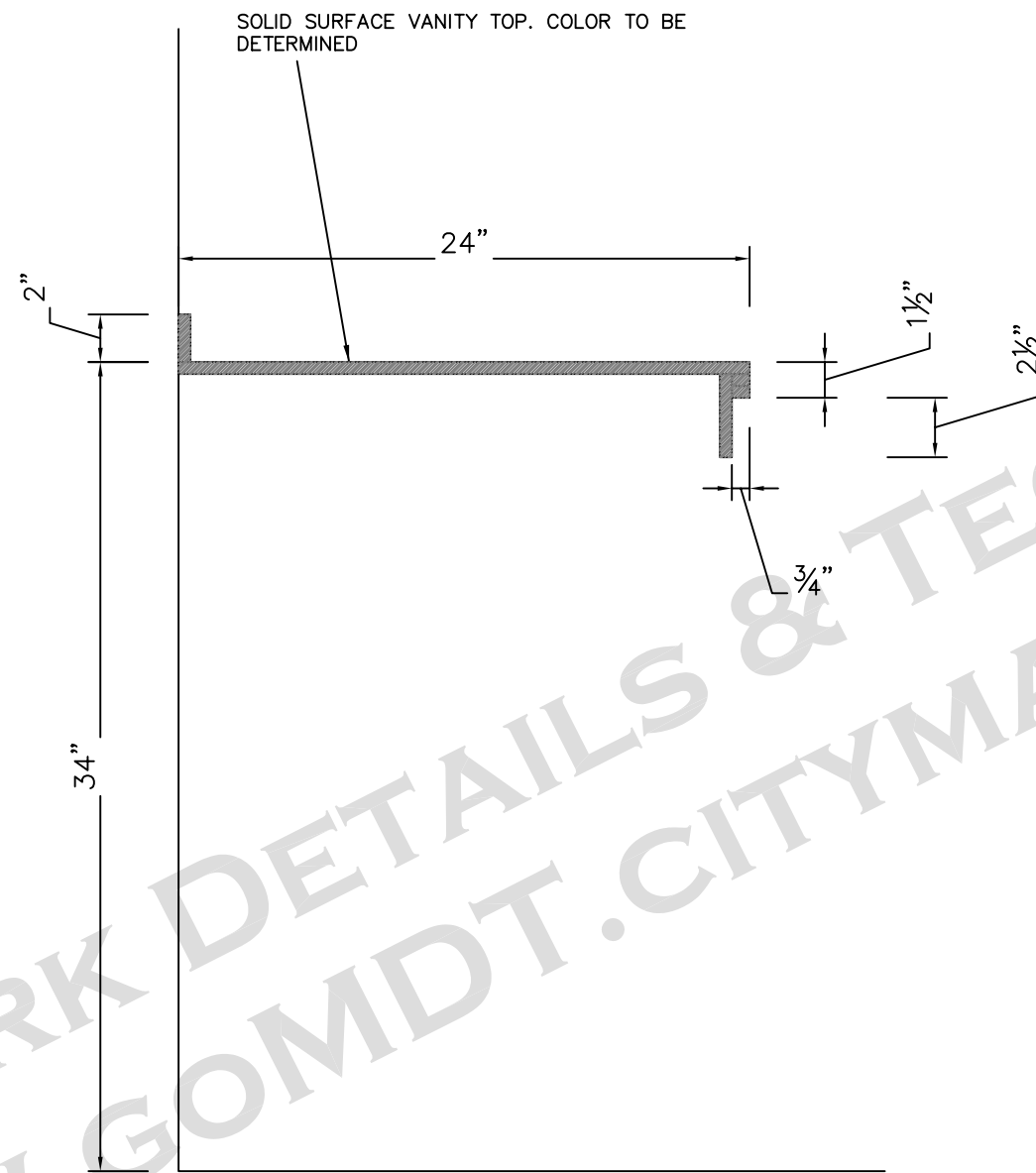
Millwork
A101-A710

Revised On:
Date: 04/22/05 Time: 2:06pm

JOB #
1000

PAGE
Page 1.1

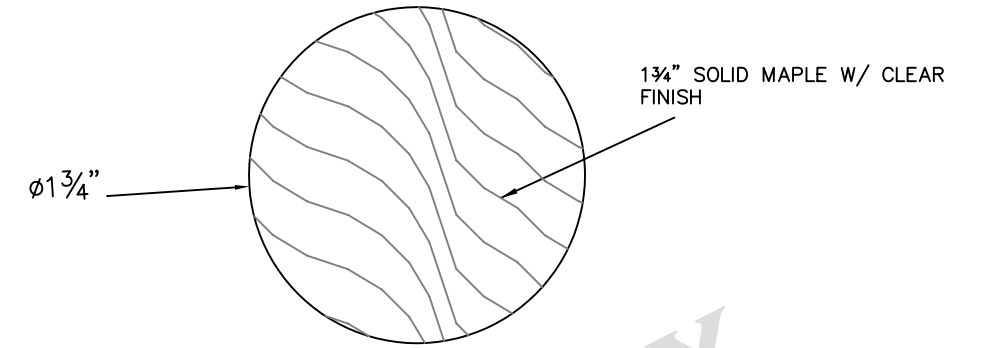
NOTE: YOUR MILLWORK COMPANY, INC. IS PROVIDING THE SS COUNTERTOP, SPLASH, & APRON ONLY. ALL SINKS, FAUCETS, PIPING, SUPPORTS, BRACKETS, ETC. - BY OTHERS



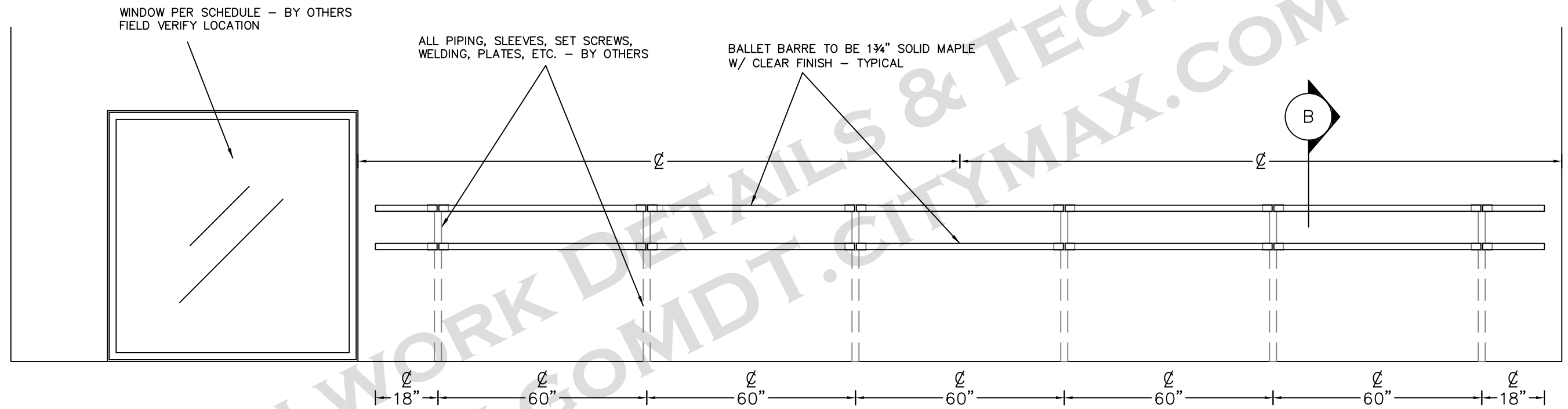
© MILLWORK DETAILS & TECHNOLOGY
 WWW.GOMDT.CITYMAX.COM

A SECTION THROUGH SOLID SURFACE VANITY TOP 1 1/2" = 1'

YOUR LOGO GOES HERE	ANY STREET ANY CITY, ANY STATE Phone Number	SUBMITTAL PKG: A	SUBMITTAL DATE: 03/11/05	YOUR CURRENT PROJECT NAME 101 Main Street Hometown, USA	Revised On: Date: 04/22/05 Time: 2:06pm	JOB # 1000
		DRAWN by: Larry B.	REVISION DATE:			PAGE
		Project Manager: Your PM Name	REVISION DATE:	Millwork A101-A710		Page 1.2



SECTION THROUGH BALLETT BARRE FULL SCALE



3 RM # 211 REHEARSAL CLASSROOM # 1 WEST ELEVATION
ARCH. REF. - 12W/A702

3/8" = 1'

**YOUR LOGO
GOES HERE**

ANY STREET
ANY CITY, ANY STATE
Phone Number

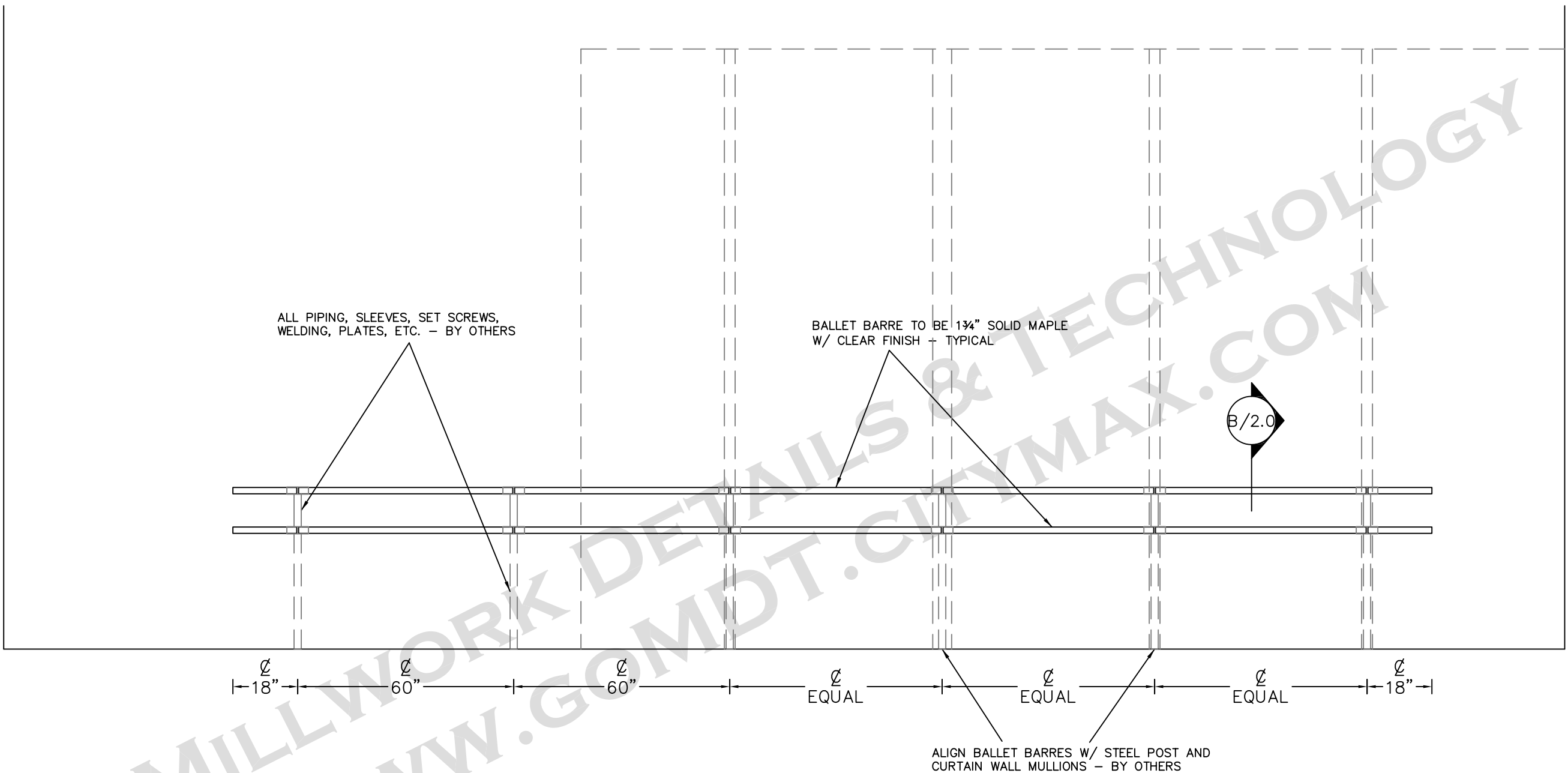
SUBMITTAL PKG: A
DRAWN by: Larry B.
Project Manager: Your PM Name

SUBMITTAL DATE: 03/11/05
REVISION DATE:
REVISION DATE:

YOUR CURRENT PROJECT NAME
101 Main Street
Hometown, USA
Millwork
A101-A710

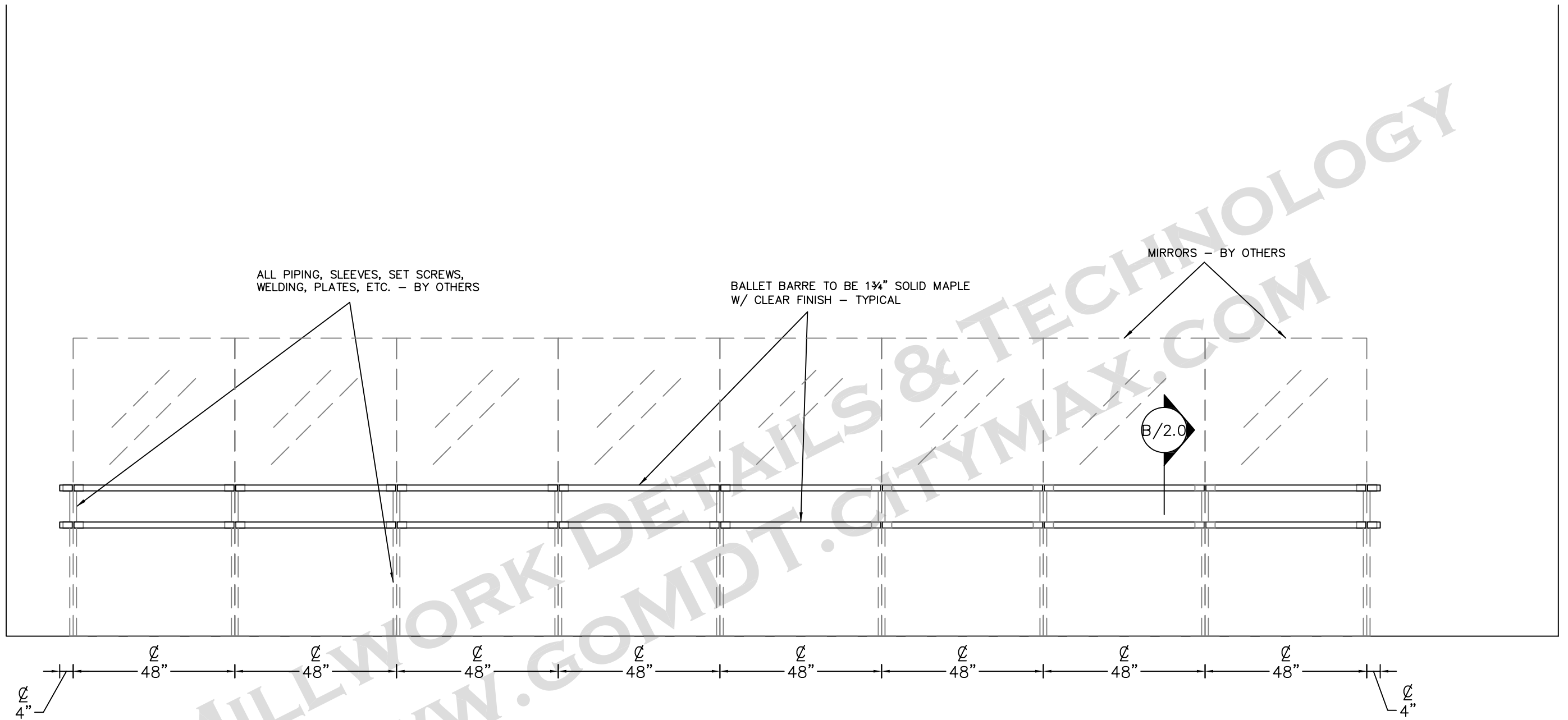
Revised On:
Date: 04/22/05 Time: 2:06pm

JOB #
1000
PAGE
Page 2.0



4
 RM # 211 REHEARSAL CLASSROOM # 1 NORTH ELEVATION 3/8" = 1'
 ARCH. REF. - 9-N/A702

YOUR LOGO GOES HERE	ANY STREET ANY CITY, ANY STATE Phone Number	SUBMITTAL PKG: A	SUBMITTAL DATE: 03/11/05	YOUR CURRENT PROJECT NAME 101 Main Street Hometown, USA	JOB # 1000 PAGE Page 2.1
		DRAWN by: Larry B.	REVISION DATE:		
		Project Manager: Your PM Name	REVISION DATE:	Millwork A101-A710	



5

RM # 211 REHEARSAL CLASSROOM # 1 EAST ELEVATION
 ARCH. REF. - 10-E/A702

3/8" = 1'

**YOUR LOGO
GOES HERE**

ANY STREET
 ANY CITY, ANY STATE
 Phone Number

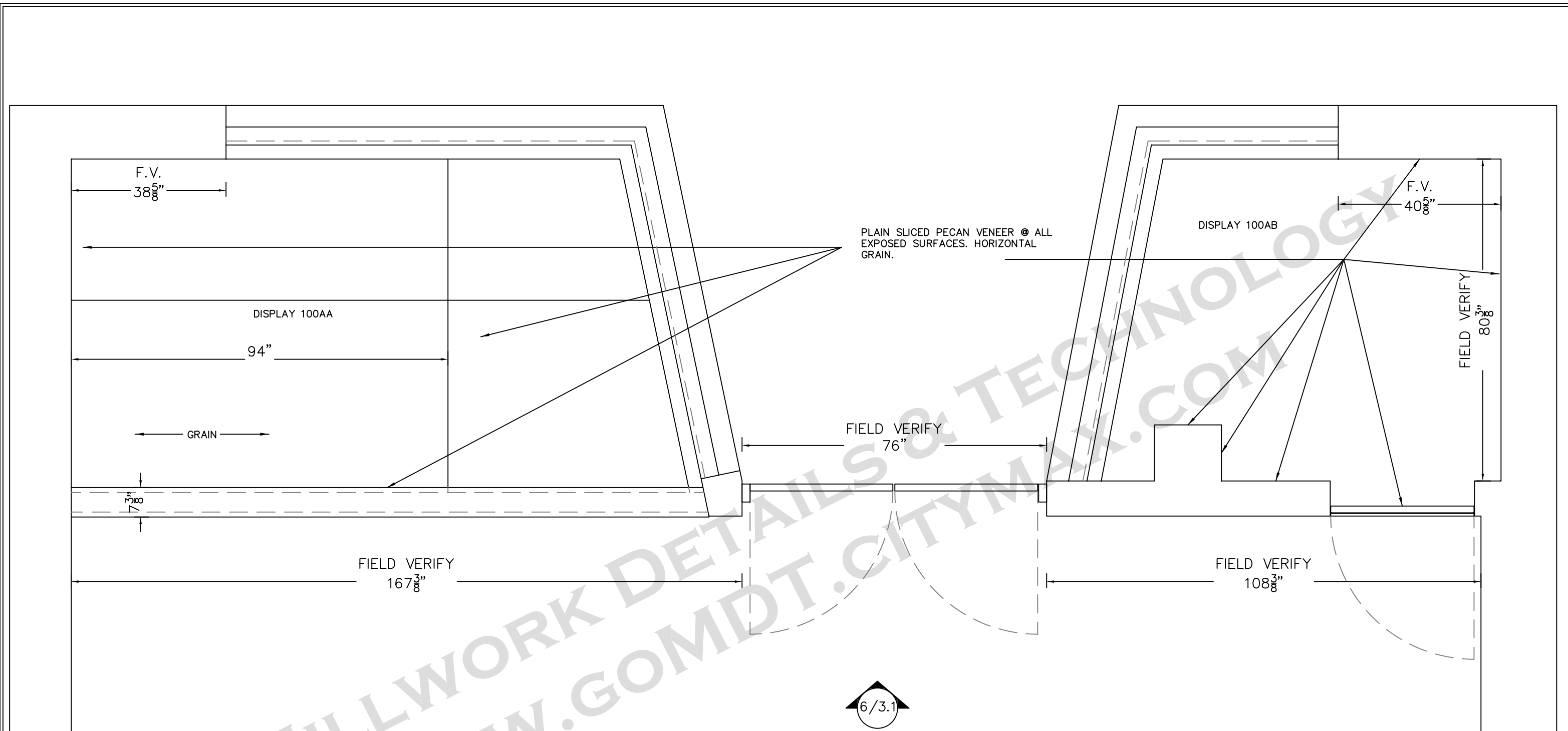
SUBMITTAL PKG: A
 DRAWN by: Larry B.
 Project Manager: Your PM Name


SUBMITTAL DATE: 03/11/05
 REVISION DATE:
 REVISION DATE:

YOUR CURRENT PROJECT NAME
 101 Main Street
 Hometown, USA
 Millwork
 A101-A710

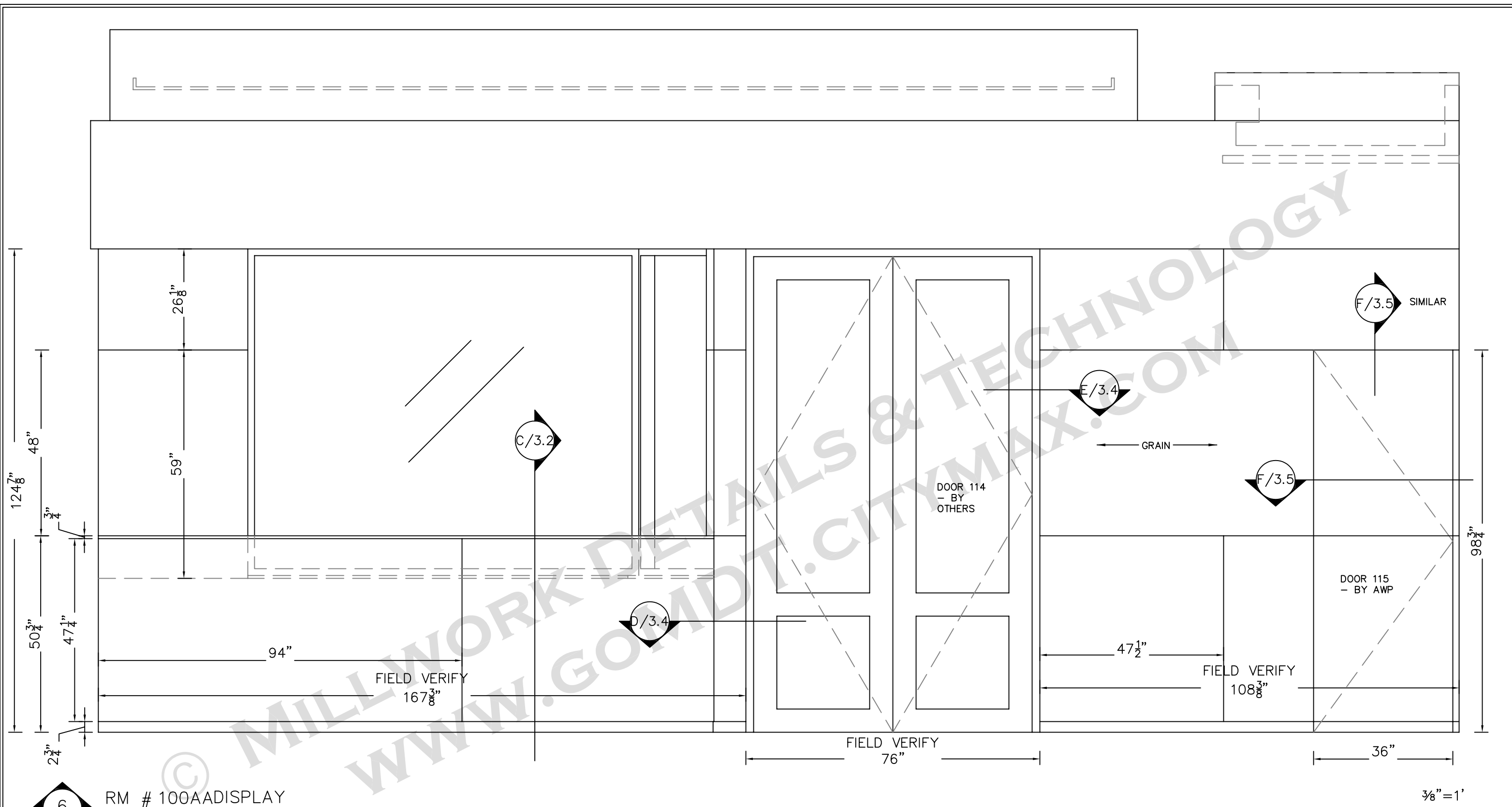
Revised On:
 Date: 04/22/05 Time: 2:06pm

JOB #
 1000
 PAGE
 Page 2.2




 PLAN VIEW @ DISPLAY 100AA & DISPLAY 100AB 1/2" = 1'

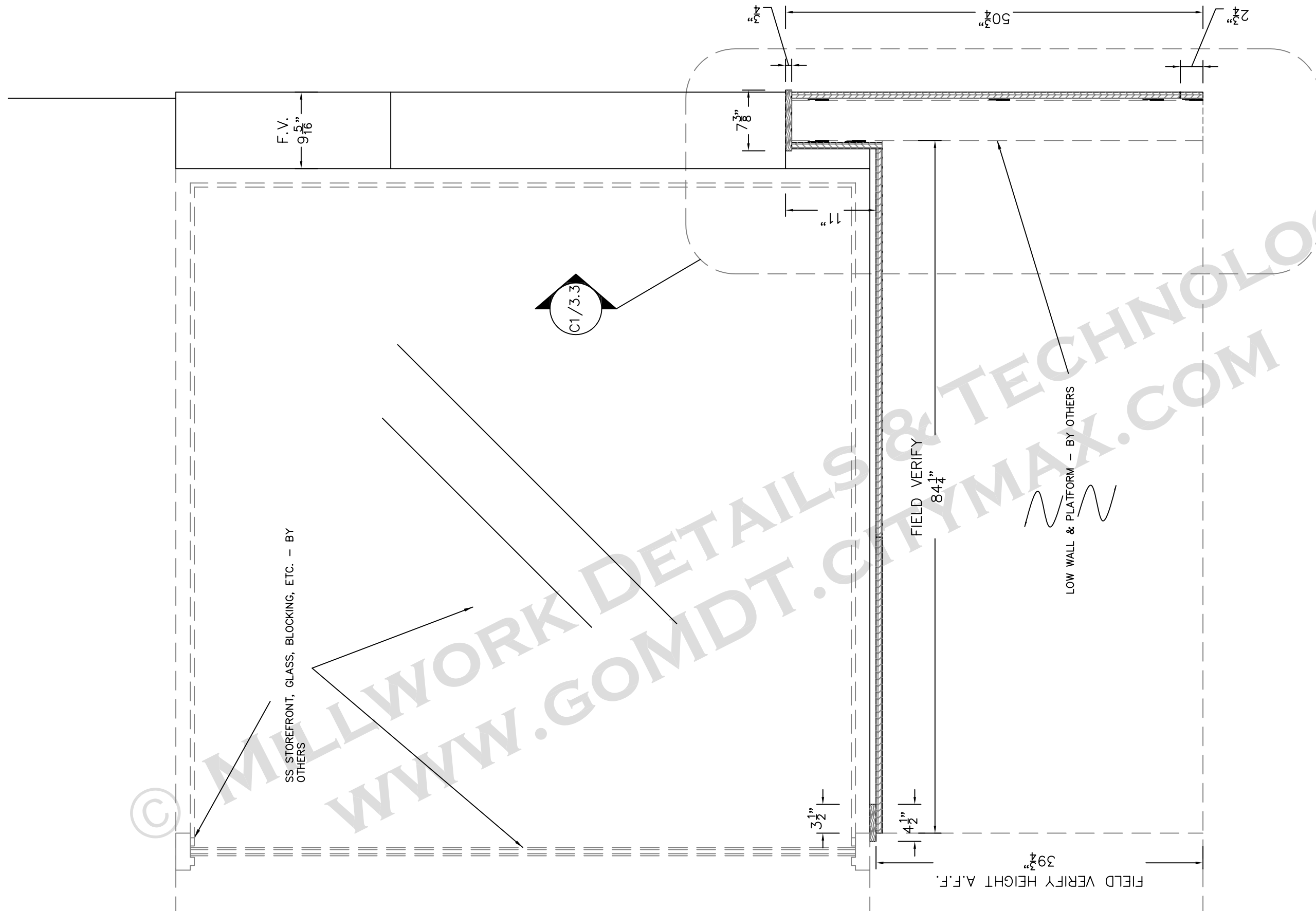
YOUR LOGO GOES HERE	ANY STREET ANY CITY, ANY STATE Phone Number	SUBMITTAL PKG: A	SUBMITTAL DATE: 03/11/05	YOUR CURRENT PROJECT NAME 101 Main Street Hometown, USA	JOB # 1000 PAGE Page 3.0
		DRAWN by: Larry B.	REVISION DATE:		
		Project Manager: Your PM Name	REVISION DATE:	Millwork A101-A710	



6 RM # 100A DISPLAY
 ARCH. REF. - 17-E/A700

ALL WALL PANELS TO BE 3/4" PLAIN SLICED PECAN VENEER. BOOK AND END MATCHED.
 CLEAR FINISH

YOUR LOGO GOES HERE	ANY STREET ANY CITY, ANY STATE Phone Number	SUBMITTAL PKG: A	SUBMITTAL DATE: 03/11/05	YOUR CURRENT PROJECT NAME 101 Main Street Hometown, USA Millwork A101-A710	JOB # 1000 PAGE Page 3.1
		DRAWN by: Larry B.	REVISION DATE:		
		Project Manager: Your PM Name	REVISION DATE:		
				Revised On: Date: 04/22/05 Time: 2:06pm	



SECTION THROUGH LOW WALL & PLATFORM @ DISPLAY 100AA 1"=1'

**YOUR LOGO
GOES HERE**

ANY STREET
ANY CITY, ANY STATE
Phone Number

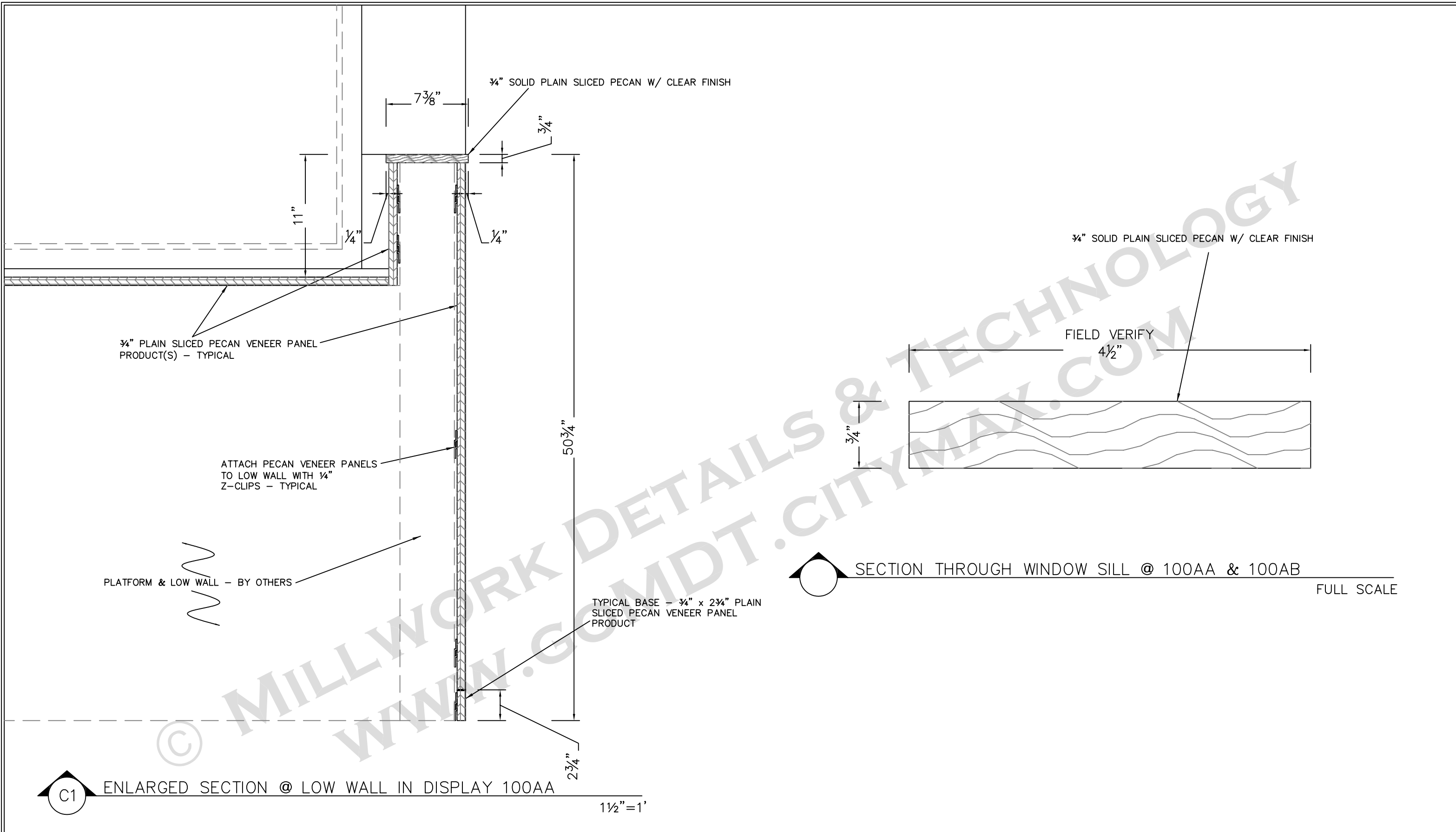
SUBMITTAL PKG: A
DRAWN by: Larry B.
Project Manager: Your PM Name

SUBMITTAL DATE: 03/11/05
REVISION DATE:
REVISION DATE:

YOUR CURRENT PROJECT NAME
101 Main Street
Hometown, USA
Millwork
A101-A710

Revised On:
Date: 04/22/05 Time: 2:06pm

JOB #
1000
PAGE
Page 3.2



**YOUR LOGO
GOES HERE**

ANY STREET
ANY CITY, ANY STATE
Phone Number

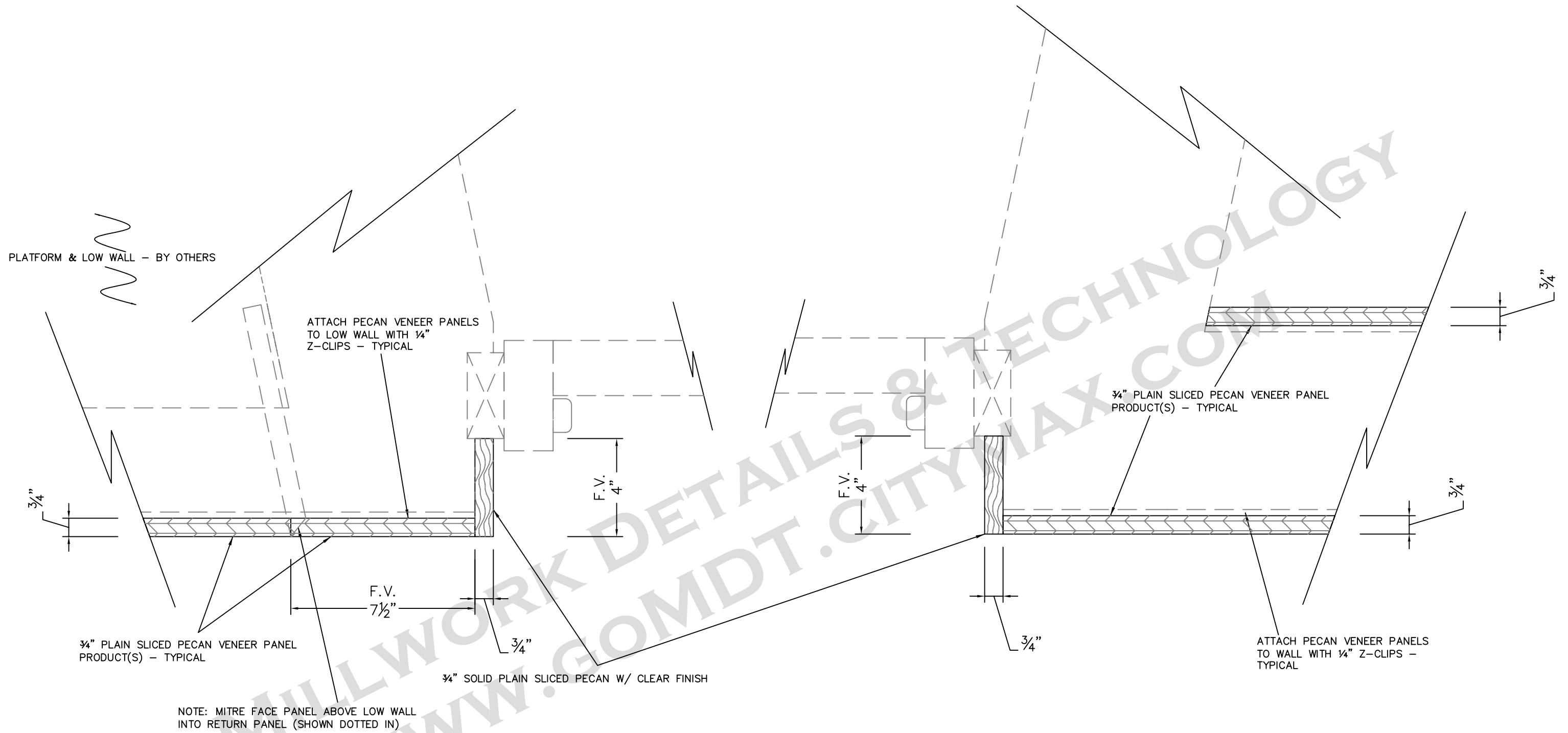
SUBMITTAL PKG: A
DRAWN by: Larry B.
Project Manager: Your PM Name

SUBMITTAL DATE: 03/11/05
REVISION DATE:
REVISION DATE:

YOUR CURRENT PROJECT NAME
101 Main Street
Hometown, USA
Millwork
A101-A710

Revised On:
Date: 04/22/05 Time: 2:06pm

JOB #
1000
PAGE
Page 3.3



D SECTION THROUGH JAMB AND WALL @ DOOR 114
3"=1'

E SECTION THROUGH JAMB AND WALL @ DOOR 114
3"=1'

**YOUR LOGO
GOES HERE**

ANY STREET
ANY CITY, ANY STATE
Phone Number

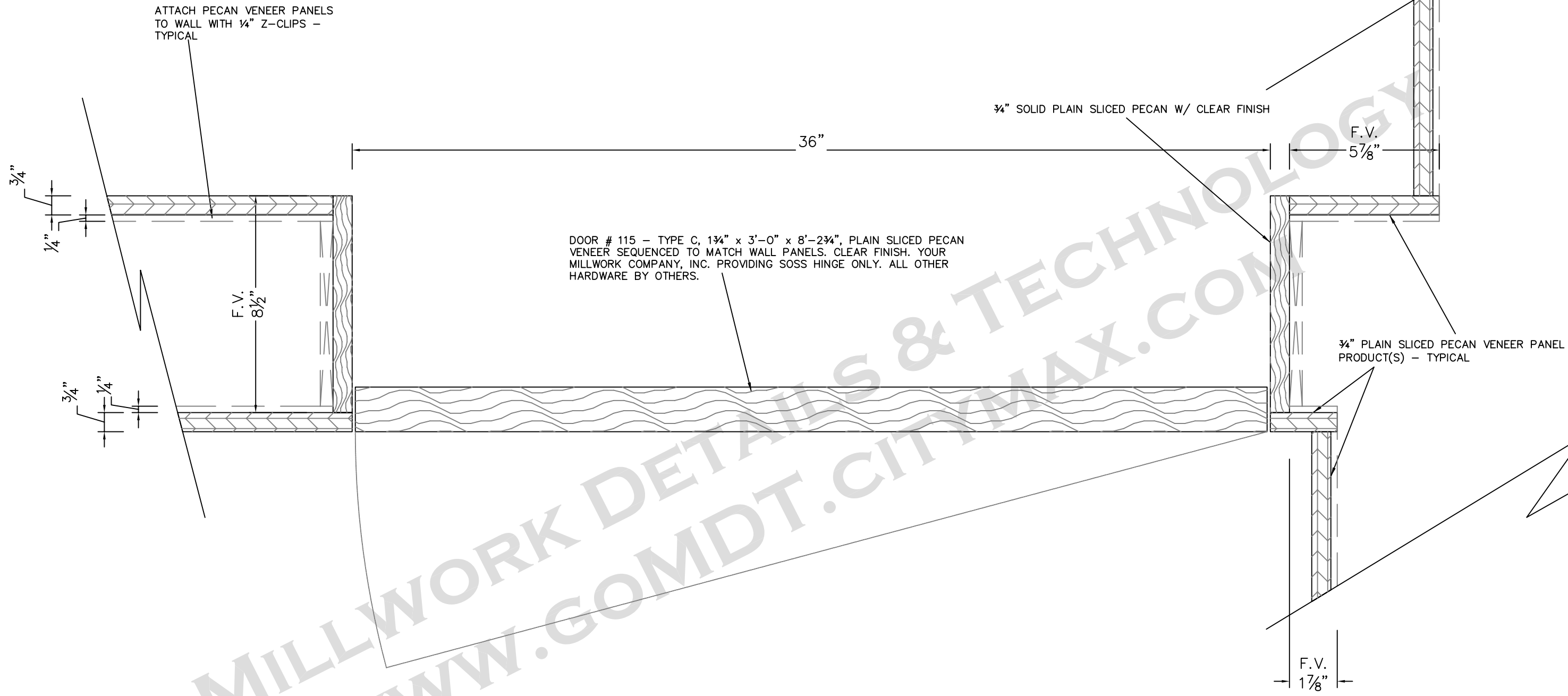
SUBMITTAL PKG: A
DRAWN by: Larry B.
Project Manager: Your PM Name

SUBMITTAL DATE: 03/11/05
REVISION DATE:
REVISION DATE:

YOUR CURRENT PROJECT NAME
101 Main Street
Hometown, USA
Millwork
A101-A710

Revised On:
Date: 04/22/05 Time: 2:06pm

JOB #
1000
PAGE
Page 3.4



F SECTION THROUGH DOOR 115 3" = 1'

**YOUR LOGO
GOES HERE**

ANY STREET
ANY CITY, ANY STATE
Phone Number

SUBMITTAL PKG: A
DRAWN by: Larry B.
Project Manager: Your PM Name

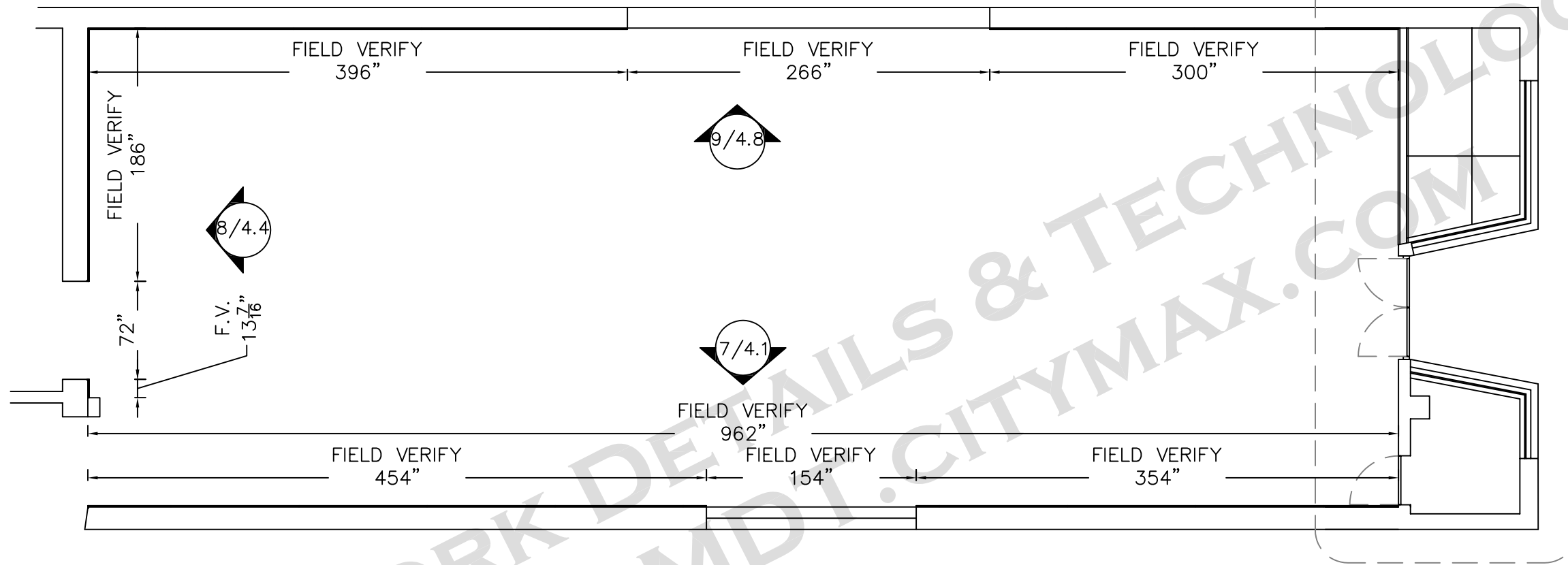
SUBMITTAL DATE: 03/11/05
REVISION DATE:
REVISION DATE:

YOUR CURRENT PROJECT NAME
101 Main Street
Hometown, USA
Millwork
A101-A710

Revised On:
Date: 04/22/05 Time: 2:06pm

JOB #
1000
PAGE
Page 3.5

SEE ELEVATION 6 ON PAGE 3.1



PLAN VIEW @ THEATRE LOBBY 100

1/8"=1'

**YOUR LOGO
GOES HERE**

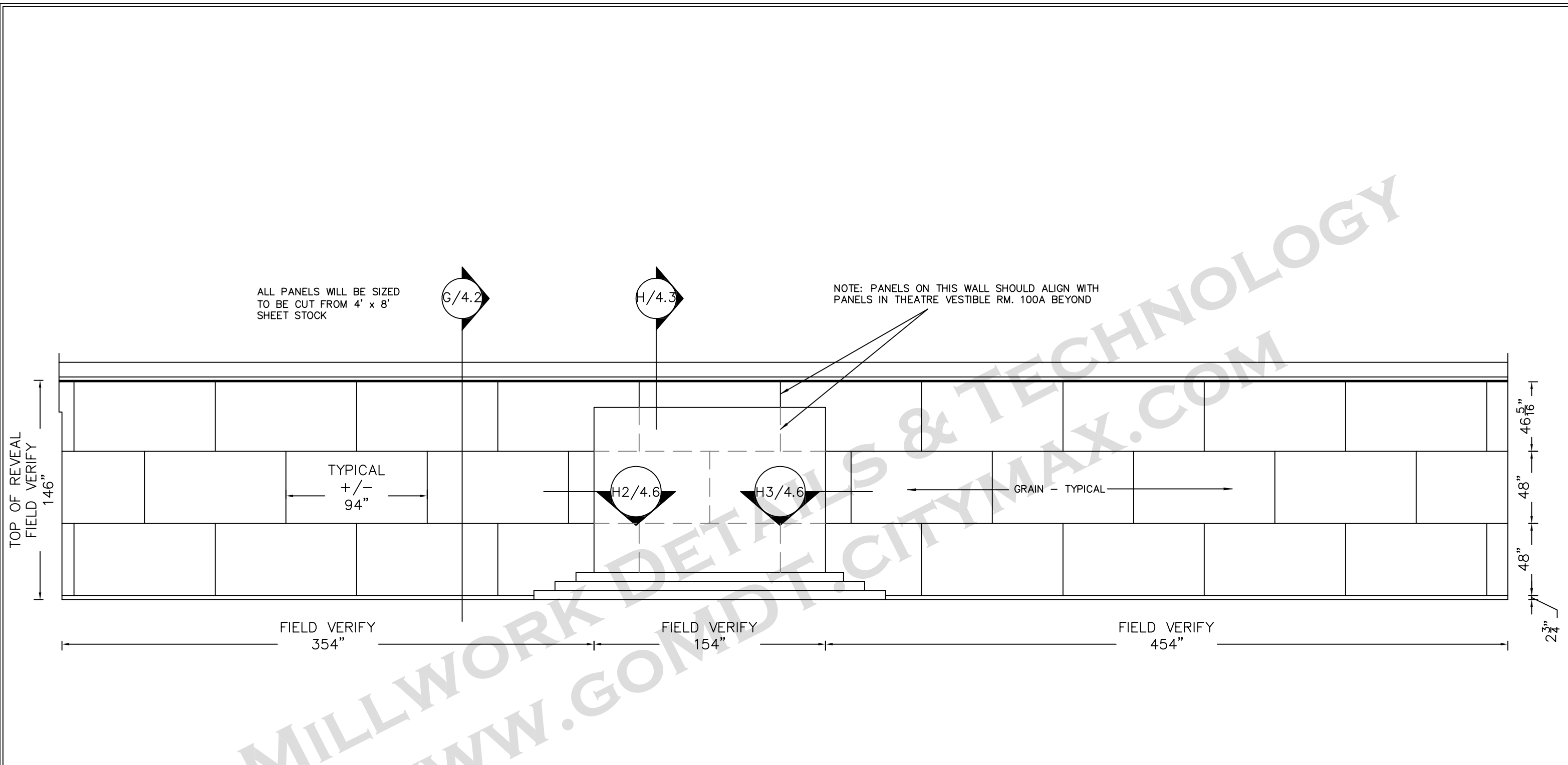
ANY STREET
ANY CITY, ANY STATE
Phone Number

SUBMITTAL PKG:	A	SUBMITTAL DATE:	03/11/05
DRAWN by:	Larry B.	REVISION DATE:	
Project Manager:	Your PM Name	REVISION DATE:	

YOUR CURRENT PROJECT NAME
101 Main Street
Hometown, USA
Millwork
A101-A710

Revised On:
Date: 04/22/05 Time: 2:06pm

JOB #
1000
PAGE
Page 4.0



ALL PANELS WILL BE SIZED TO BE CUT FROM 4' x 8' SHEET STOCK

NOTE: PANELS ON THIS WALL SHOULD ALIGN WITH PANELS IN THEATRE VESTIBLE RM. 100A BEYOND

TOP OF REVEAL
FIELD VERIFY
146"

TYPICAL
+/-
94"

H2/4.6

H3/4.6

GRAIN - TYPICAL

FIELD VERIFY
354"

FIELD VERIFY
154"

FIELD VERIFY
454"

46.5"
48"
48"
2 3/4"

7

RM # 100 THEATRE LOBBY - SOUTH ELEVATION
ARCH. REF. - 18-S/A700

3/16" = 1'

ALL WALL PANELS TO BE BOOK MATCHED 3/4" PLAIN SLICED PECAN VENEER PANEL PRODUCTS W/ CLEAR FINISH, INSTALLED ON 1/4" Z-CLIPS - TYPICAL

YOUR LOGO GOES HERE	ANY STREET ANY CITY, ANY STATE Phone Number	SUBMITTAL PKG: A	SUBMITTAL DATE: 03/11/05	YOUR CURRENT PROJECT NAME 101 Main Street Hometown, USA Millwork A101-A710	Revised On: Date: 04/22/05 Time: 2:06pm	JOB # 1000
		DRAWN by: Larry B.	REVISION DATE:			PAGE
		Project Manager: Your PM Name	REVISION DATE:			Page 4.1

DUCT WORK, LIGHTING TRACK, STEEL FRAME, ALL THREAD,
TURNBUCKLES, ETC. - BY OTHERS

3/4" x 3" PECAN LUMBER EDGE
TREATMENT W/ CLEAR FINISH -
TYPICAL

FIELD VERIFY
63"

CEILING PANELS TO BE 3/4" PLAIN SLICED PECAN
VENEER PANEL PRODUCTS W/ CLEAR FINISH ON
MODIFIED 3/4" FRENCH CLEATS - TYPICAL

ALL WALL PANELS TO BE BOOK MATCHED 3/4" PLAIN SLICED PECAN VENEER
PANEL PRODUCTS W/ CLEAR FINISH, INSTALLED ON 1/4" Z-CLIPS - TYPICAL

THREE (3) ROWS OF
Z-CLIPS PER PANEL -
TYPICAL

2 1/4"

1"=1'

SECTION THROUGH WALL & CEILING PANELS @ RM. 100 SOUTH

G

**YOUR LOGO
GOES HERE**

ANY STREET
ANY CITY, ANY STATE
Phone Number

SUBMITTAL PKG:	A	SUBMITTAL DATE:	03/11/05
DRAWN by:	Larry B.	REVISION DATE:	
Project Manager:	Your PM Name	REVISION DATE:	

YOUR CURRENT PROJECT NAME

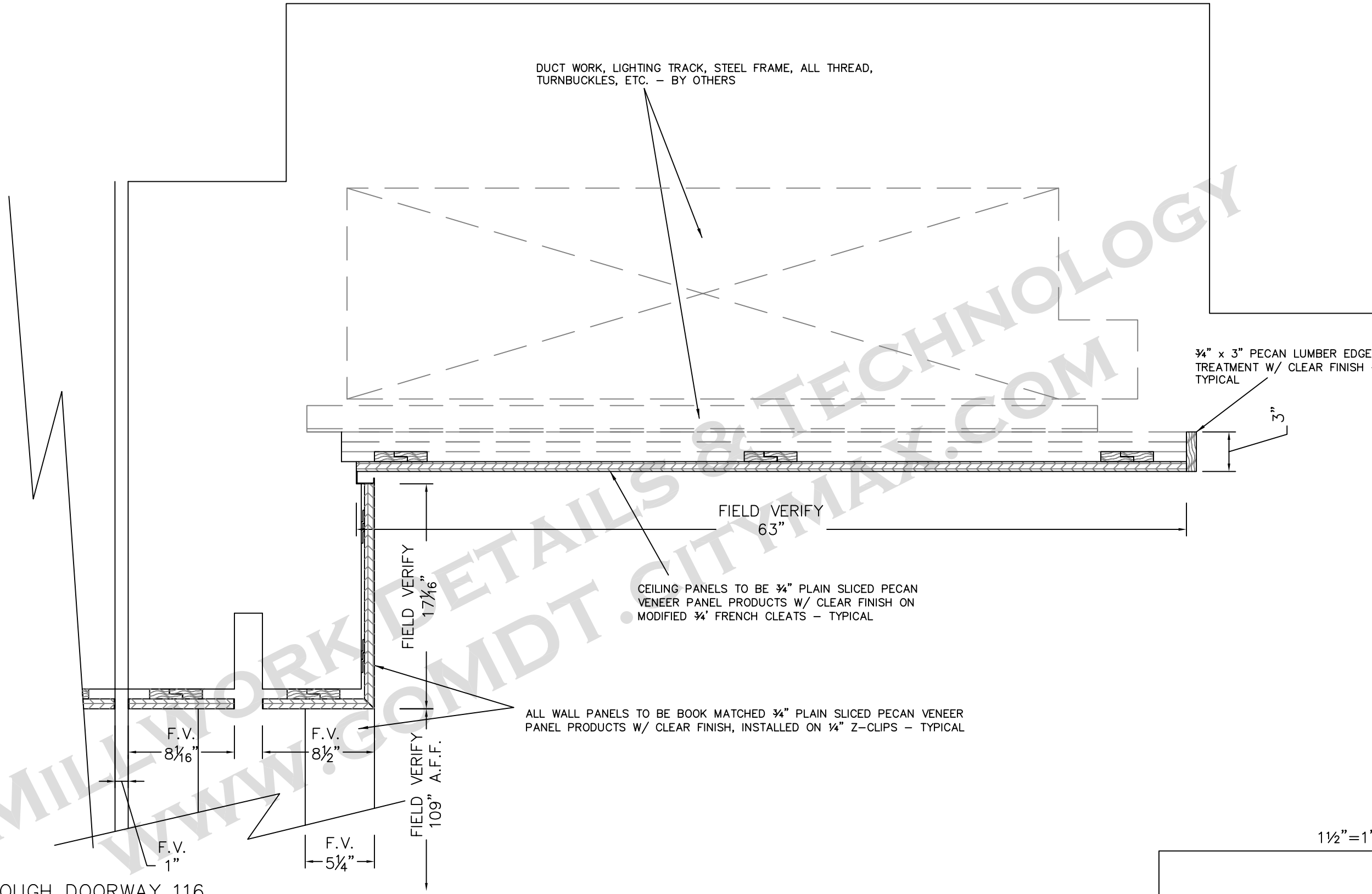
101 Main Street
Hometown, USA

Millwork
A101-A710

Revised On:
Date: 04/22/05 Time: 2:06pm

JOB #
1000

PAGE
Page 4.2



H SECTION THROUGH DOORWAY 116

**YOUR LOGO
GOES HERE**

ANY STREET
ANY CITY, ANY STATE
Phone Number

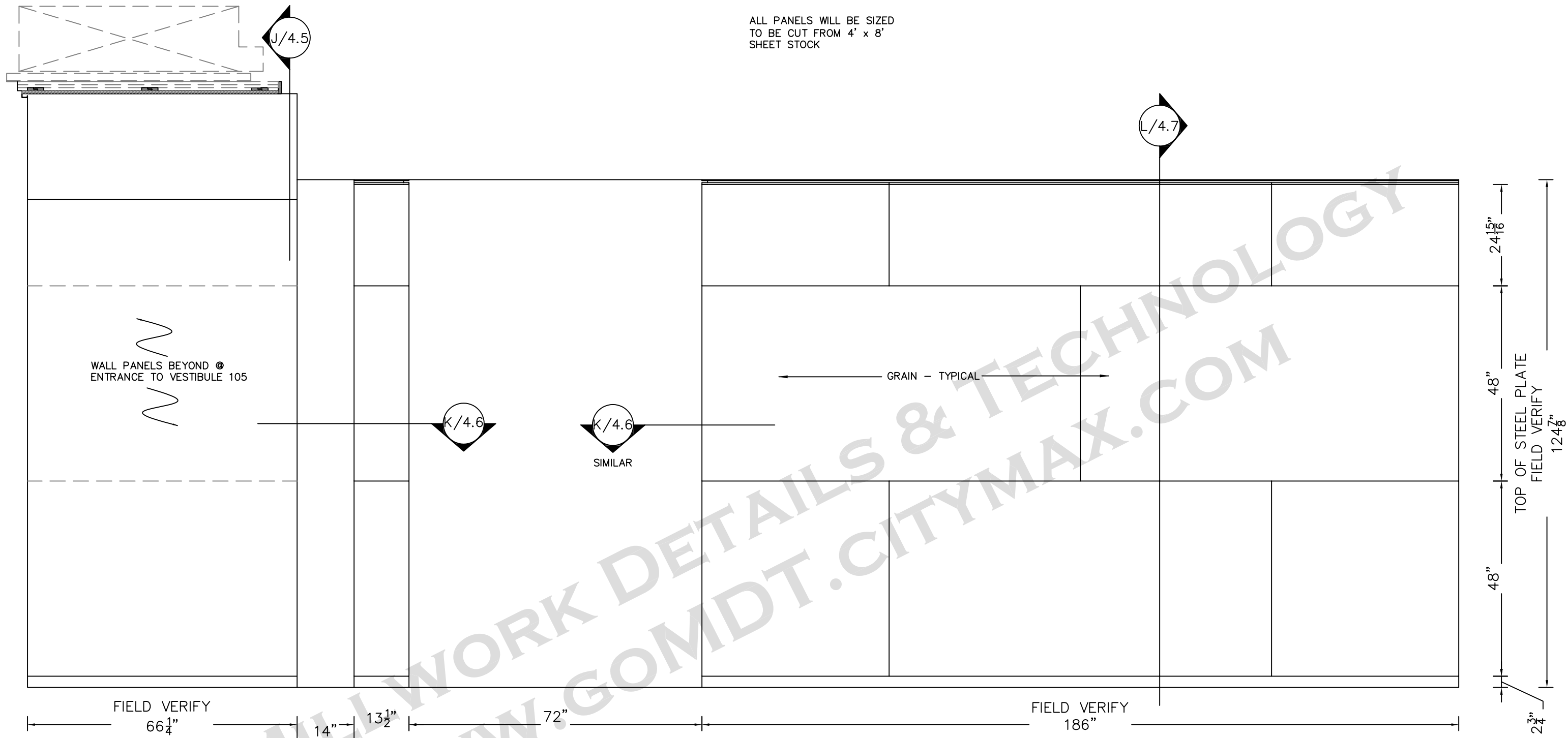
SUBMITTAL PKG:	A	SUBMITTAL DATE:	03/11/05
DRAWN by:	Larry B.	REVISION DATE:	
Project Manager:	Your PM Name	REVISION DATE:	

YOUR CURRENT PROJECT NAME
101 Main Street Hometown, USA
Millwork A101-A710

Revised On:
Date: 04/22/05 Time: 2:06pm

JOB # 1000
PAGE Page 4.3

ALL PANELS WILL BE SIZED
TO BE CUT FROM 4' x 8'
SHEET STOCK



8

RM # 100 THEATRE LOBBY - WEST ELEVATION
ARCH. REF. - 19-W/A700

1/2" = 1'

ALL WALL PANELS TO BE BOOK MATCHED 3/4" PLAIN
SLICED PECAN VENEER PANEL PRODUCTS W/ CLEAR
FINISH, INSTALLED ON 1/4" Z-CLIPS - TYPICAL

**YOUR LOGO
GOES HERE**

ANY STREET
ANY CITY, ANY STATE
Phone Number

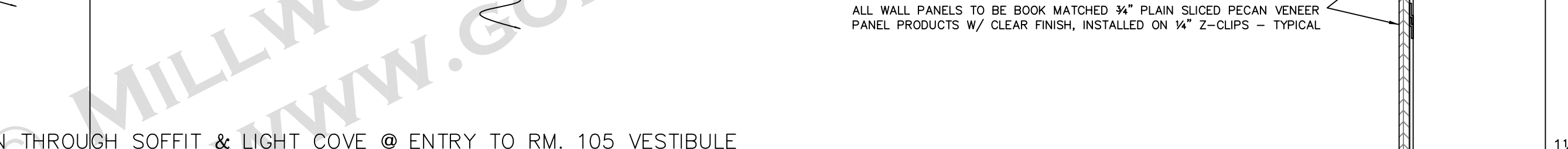
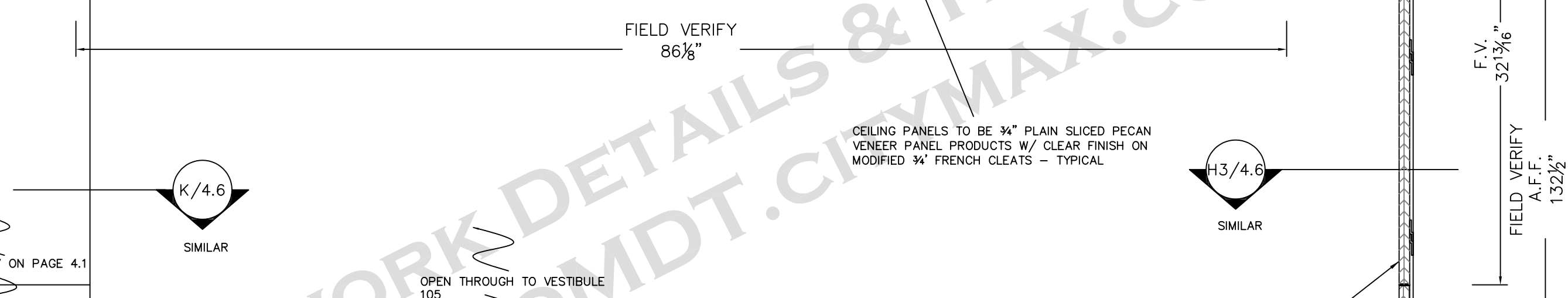
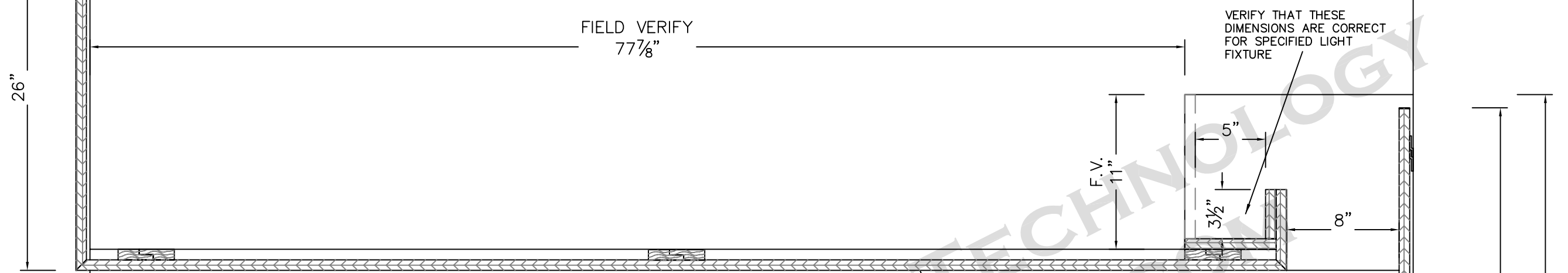
SUBMITTAL PKG: A
DRAWN by: Larry B.
Project Manager: Your PM Name

SUBMITTAL DATE: 03/11/05
REVISION DATE:
REVISION DATE:

YOUR CURRENT PROJECT NAME
101 Main Street
Hometown, USA
Millwork
A101-A710

Revised On:
Date: 04/22/05 Time: 2:06pm

JOB #
1000
PAGE
Page 4.4



J SECTION THROUGH SOFFIT & LIGHT COVE @ ENTRY TO RM. 105 VESTIBULE

SEE ELEVATION 7 ON PAGE 4.1

OPEN THROUGH TO VESTIBULE 105

1 1/2" = 1'

**YOUR LOGO
GOES HERE**

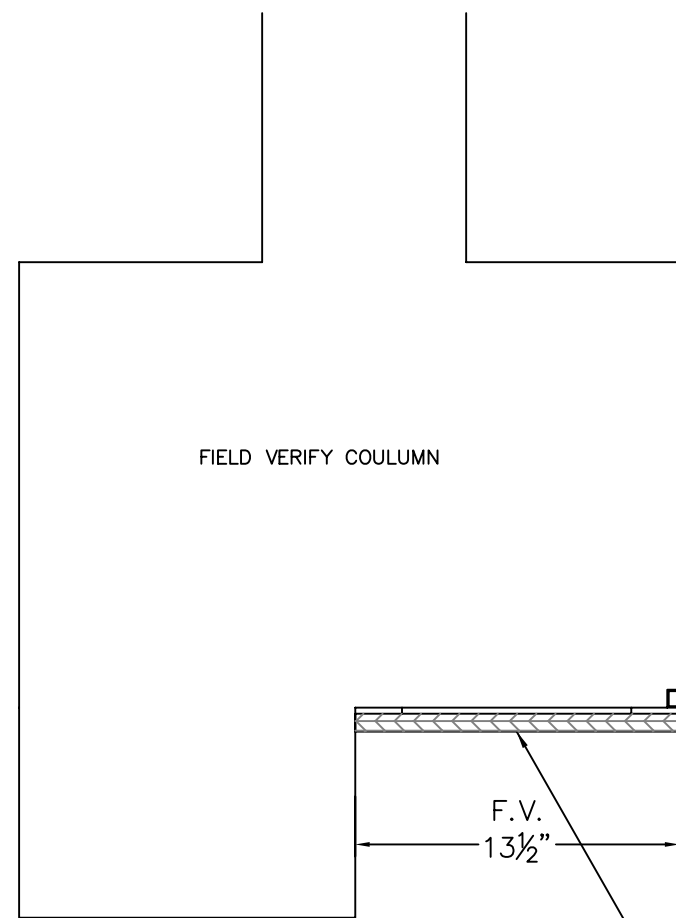
ANY STREET
ANY CITY, ANY STATE
Phone Number

SUBMITTAL PKG:	A	SUBMITTAL DATE:	03/11/05
DRAWN by:	Larry B.	REVISION DATE:	
Project Manager:	Your PM Name	REVISION DATE:	

YOUR CURRENT PROJECT NAME
101 Main Street
Hometown, USA
Millwork
A101-A710

Revised On:
Date: 04/22/05 Time: 2:06pm

JOB #
1000
PAGE
Page 4.5

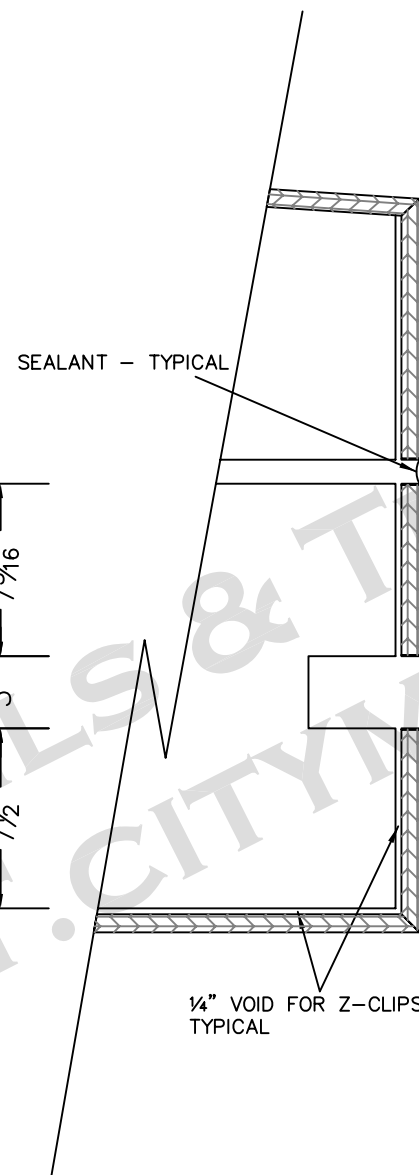


ALL WALL PANELS TO BE BOOK MATCHED 3/4" PLAIN SLICED PECAN VENEER PANEL PRODUCTS W/ CLEAR FINISH, INSTALLED ON 1/4" Z-CLIPS - TYPICAL

REVEAL MOULDING - BY OTHERS

F.V.
13 1/2"

3/4"



SEALANT - TYPICAL

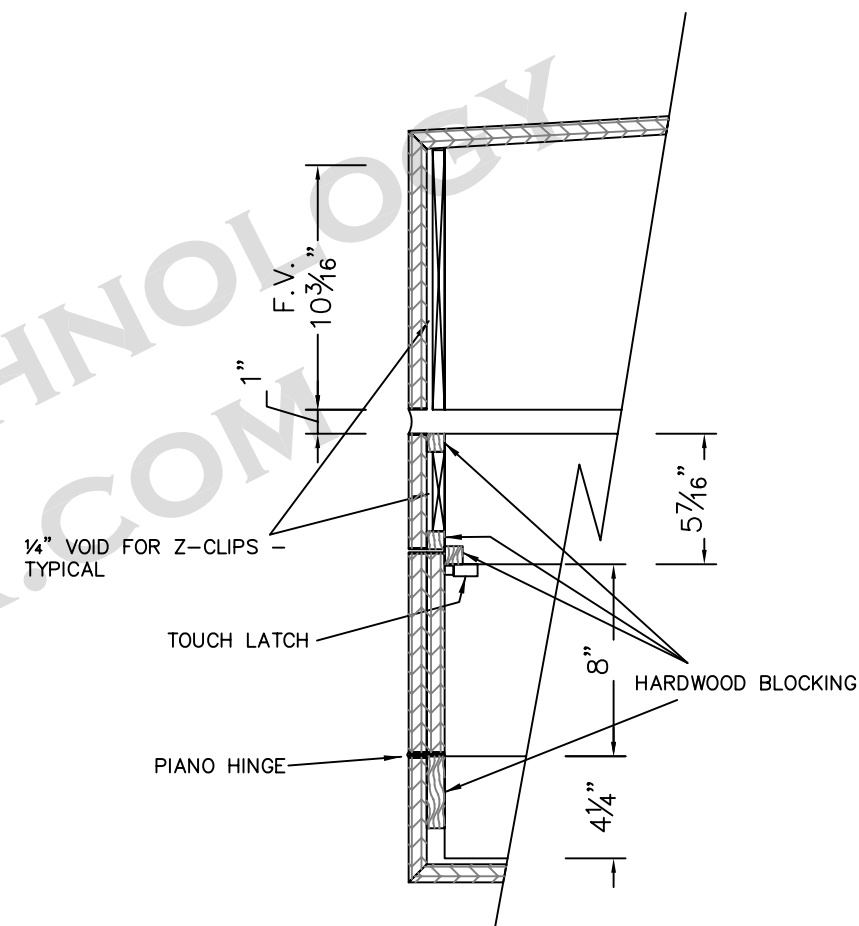
F.V.
10 3/16"

1"

F.V.
7 1/2"

F.V.
3"

1/4" VOID FOR Z-CLIPS - TYPICAL



1/4" VOID FOR Z-CLIPS - TYPICAL

TOUCH LATCH

PIANO HINGE

HARDWOOD BLOCKING

F.V.
10 3/16"

1"

8"

4 1/4"

F.V.
5 7/16"

K SECTION THROUGH WALL PANEL @ ENDWALL - TYPICAL
1 1/2" = 1'

H2 SECTION THROUGH OPENING 116
1 1/2" = 1'

H3 SECTION THROUGH OPENING 116
1 1/2" = 1'

**YOUR LOGO
GOES HERE**

ANY STREET
ANY CITY, ANY STATE
Phone Number

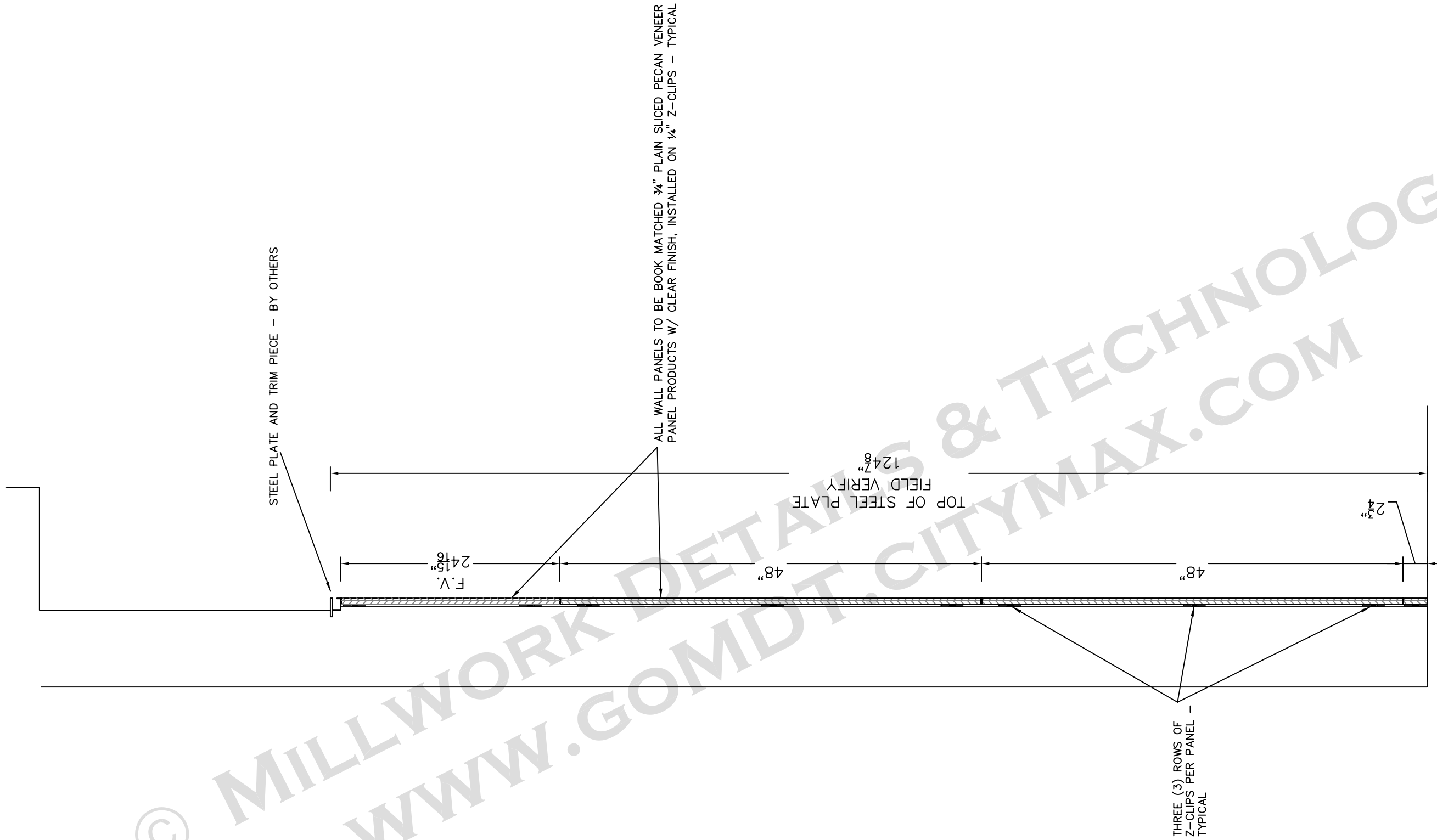
SUBMITTAL PKG: A
DRAWN by: Larry B.
Project Manager: Your PM Name

SUBMITTAL DATE: 03/11/05
REVISION DATE:
REVISION DATE:

YOUR CURRENT PROJECT NAME
101 Main Street
Hometown, USA
Millwork
A101-A710

Revised On:
Date: 04/22/05 Time: 2:06pm

JOB #
1000
PAGE
Page 4.6

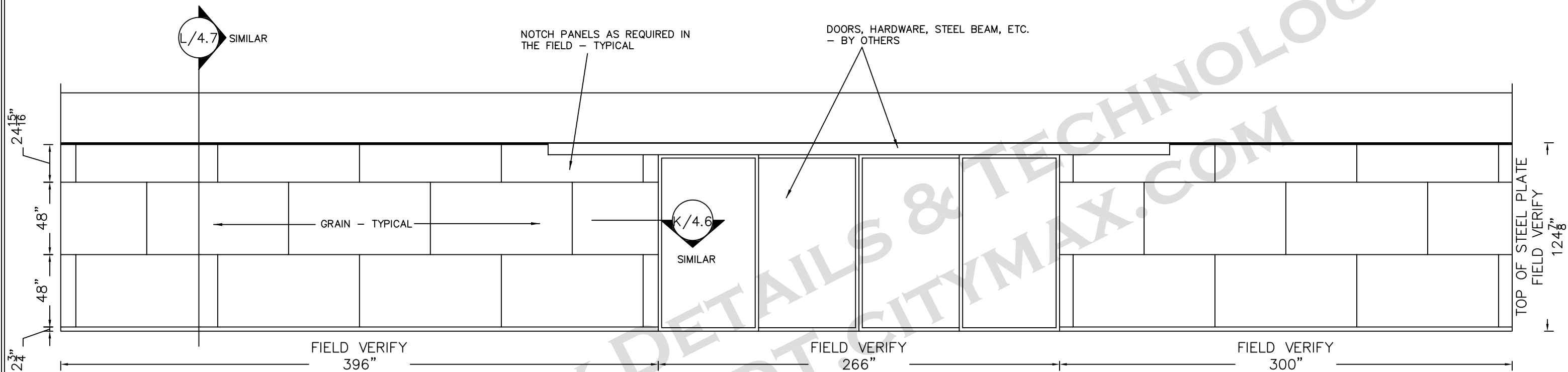


SECTION THROUGH WALL PANEL SYSTEM @ RM. 100 WEST 1"=1'

© MILLWORK DETAILS & TECHNOLOGY
WWW.GOMDT.CITYMAX.COM

YOUR LOGO GOES HERE	ANY STREET ANY CITY, ANY STATE Phone Number	SUBMITTAL PKG: A	SUBMITTAL DATE: 03/11/05	YOUR CURRENT PROJECT NAME 101 Main Street Hometown, USA	Revised On: Date: 04/22/05 Time: 2:06pm	JOB # 1000
		DRAWN by: Larry B.	REVISION DATE:			PAGE
		Project Manager: Your PM Name	REVISION DATE:	Millwork A101-A710	Page 4.7	

ALL PANELS WILL BE SIZED
TO BE CUT FROM 4' x 8'
SHEET STOCK

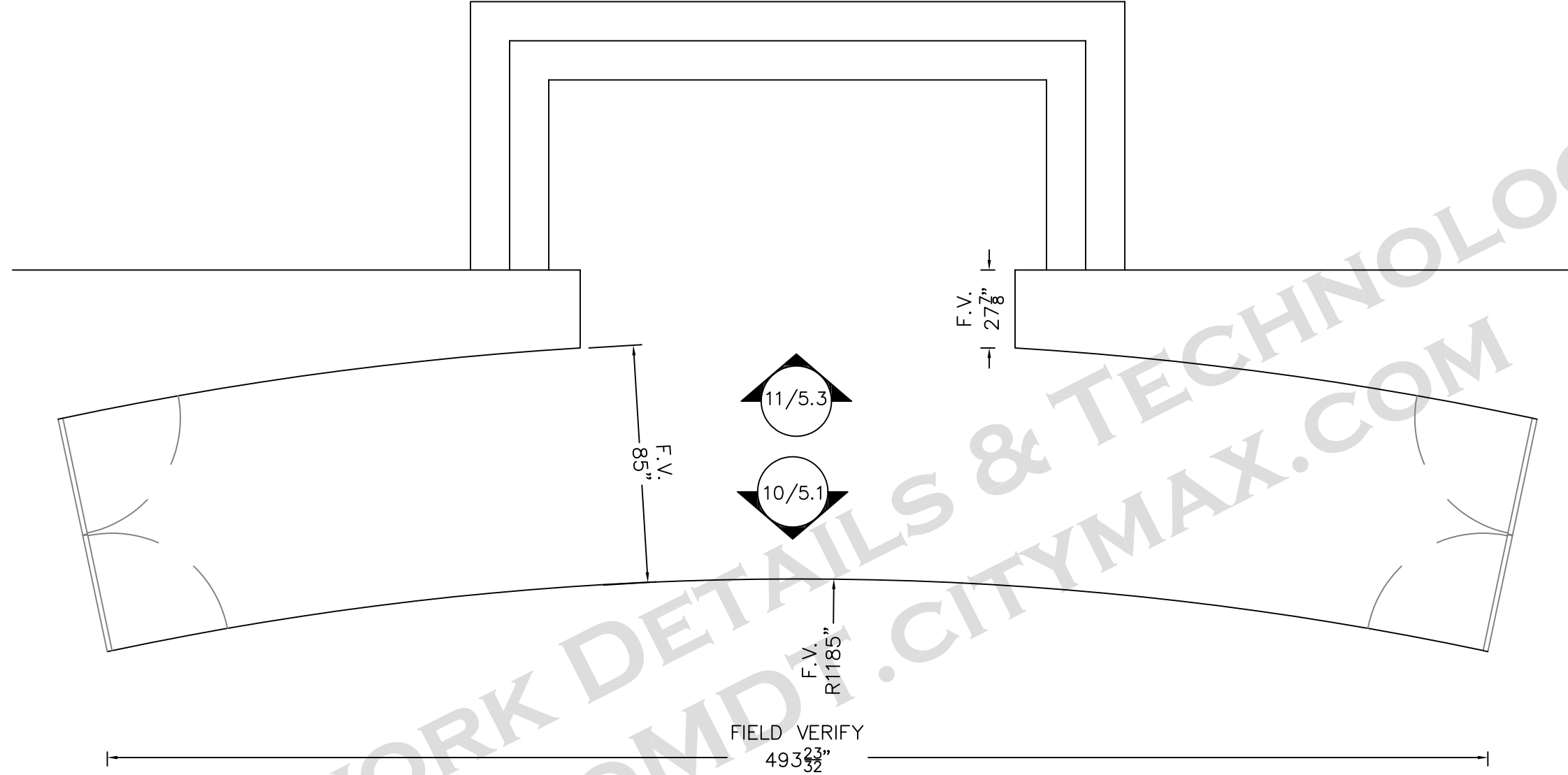


9 RM # 100 THEATRE LOBBY - NORTH ELEVATION ARCH. REF. - 16-N/A700 1/2" = 1'

ALL WALL PANELS TO BE BOOK MATCHED 3/4" PLAIN SLICED PECAN VENEER PANEL PRODUCTS W/ CLEAR FINISH, INSTALLED ON 1/4" Z-CLIPS - TYPICAL

YOUR LOGO GOES HERE	ANY STREET ANY CITY, ANY STATE Phone Number	SUBMITTAL PKG: A	SUBMITTAL DATE: 03/11/05	YOUR CURRENT PROJECT NAME 101 Main Street Hometown, USA	JOB # 1000
		DRAWN by: Larry B.	REVISION DATE:		
		Project Manager: Your PM Name	REVISION DATE:	Millwork A101-A710	

THEATRE LOBBY 100



PLAN VIEW @ THEATRE VESTIBULE 100A

1/4"=1'

**YOUR LOGO
GOES HERE**

ANY STREET
ANY CITY, ANY STATE
Phone Number

SUBMITTAL PKG: A
DRAWN by: Larry B.
Project Manager: Your PM Name

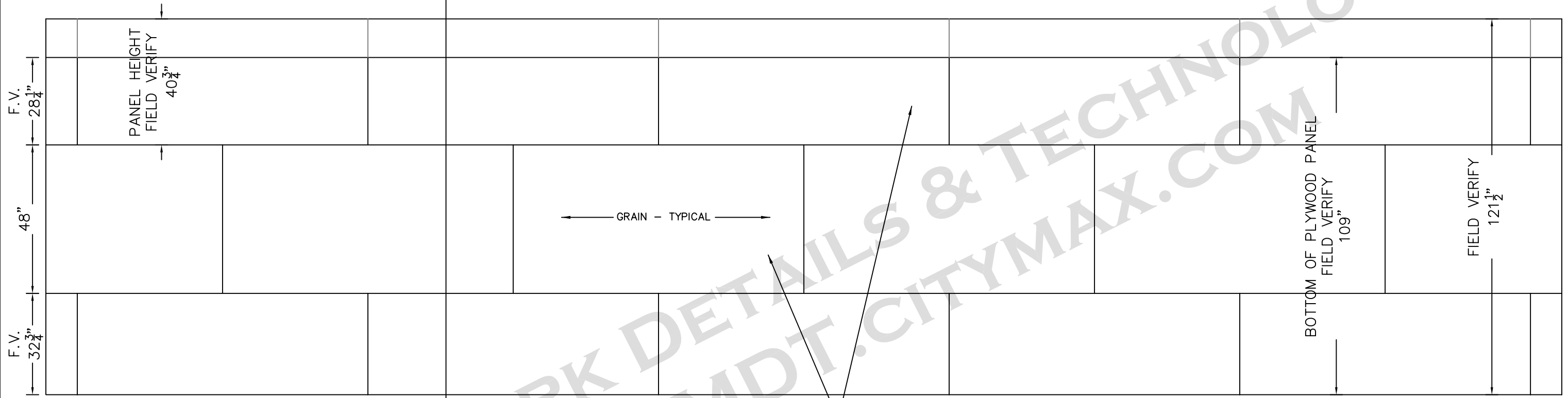
SUBMITTAL DATE: 03/11/05
REVISION DATE:
REVISION DATE:

YOUR CURRENT PROJECT NAME
101 Main Street
Hometown, USA
Millwork
A101-A710

Revised On:
Date: 04/22/05 Time: 2:06pm

JOB #
1000
PAGE
Page 5.0

M/5.2



NOTE: PANELS ON THIS WALL TO ALIGN WITH THE PANELS ON THE NORTH WALL IN THEATRE LOBBY RM. 100 - SEE ELEVATION 7 ON PAGE 4.1

10

RM # 100A THEATRE VESTIBULE - SOUTH ELEVATION
 ARCH. REF. - 2-S/A701

3/8" = 1'

**YOUR LOGO
GOES HERE**

ANY STREET
 ANY CITY, ANY STATE
 Phone Number

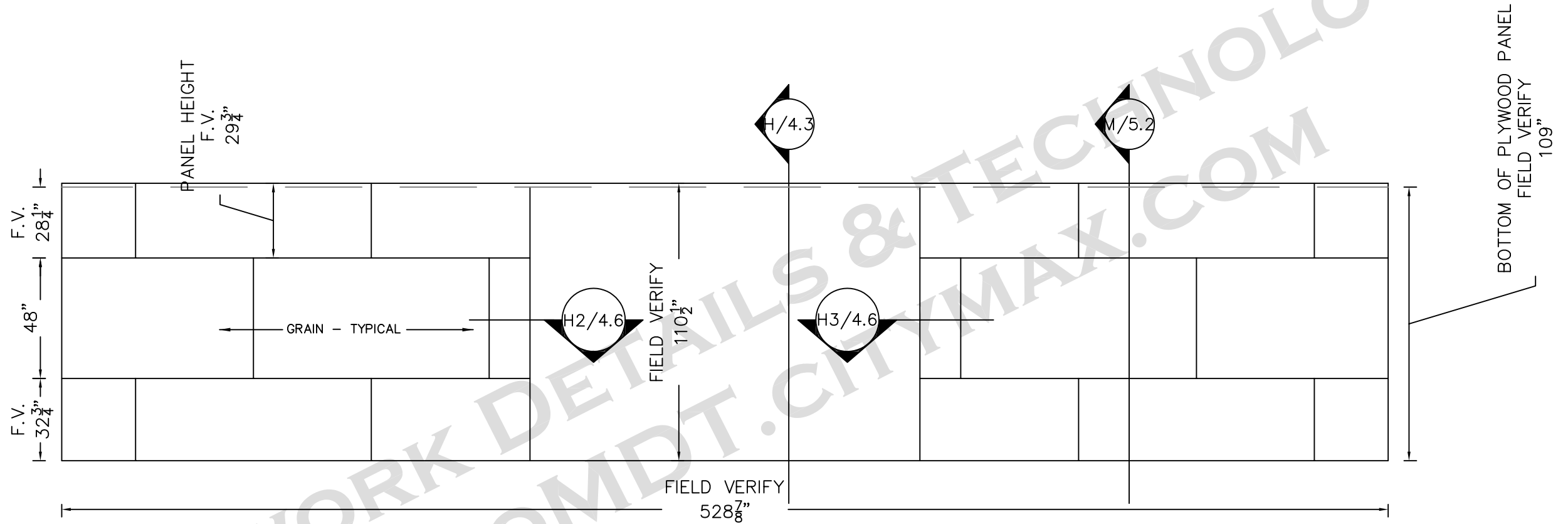
SUBMITTAL PKG: A
 DRAWN by: Larry B.
 Project Manager: Your PM Name

SUBMITTAL DATE: 03/11/05
 REVISION DATE:
 REVISION DATE:

YOUR CURRENT PROJECT NAME
 101 Main Street
 Hometown, USA
 Millwork
 A101-A710

Revised On:
 Date: 04/22/05 Time: 2:06pm

JOB #
 1000
 PAGE
 Page 5.1



11

RM # 100A THEATRE VESTIBULE - NORTH ELEVATION
 ARCH. REF. - 1-N/A701

1/4"=1'

**YOUR LOGO
GOES HERE**

ANY STREET
 ANY CITY, ANY STATE
 Phone Number

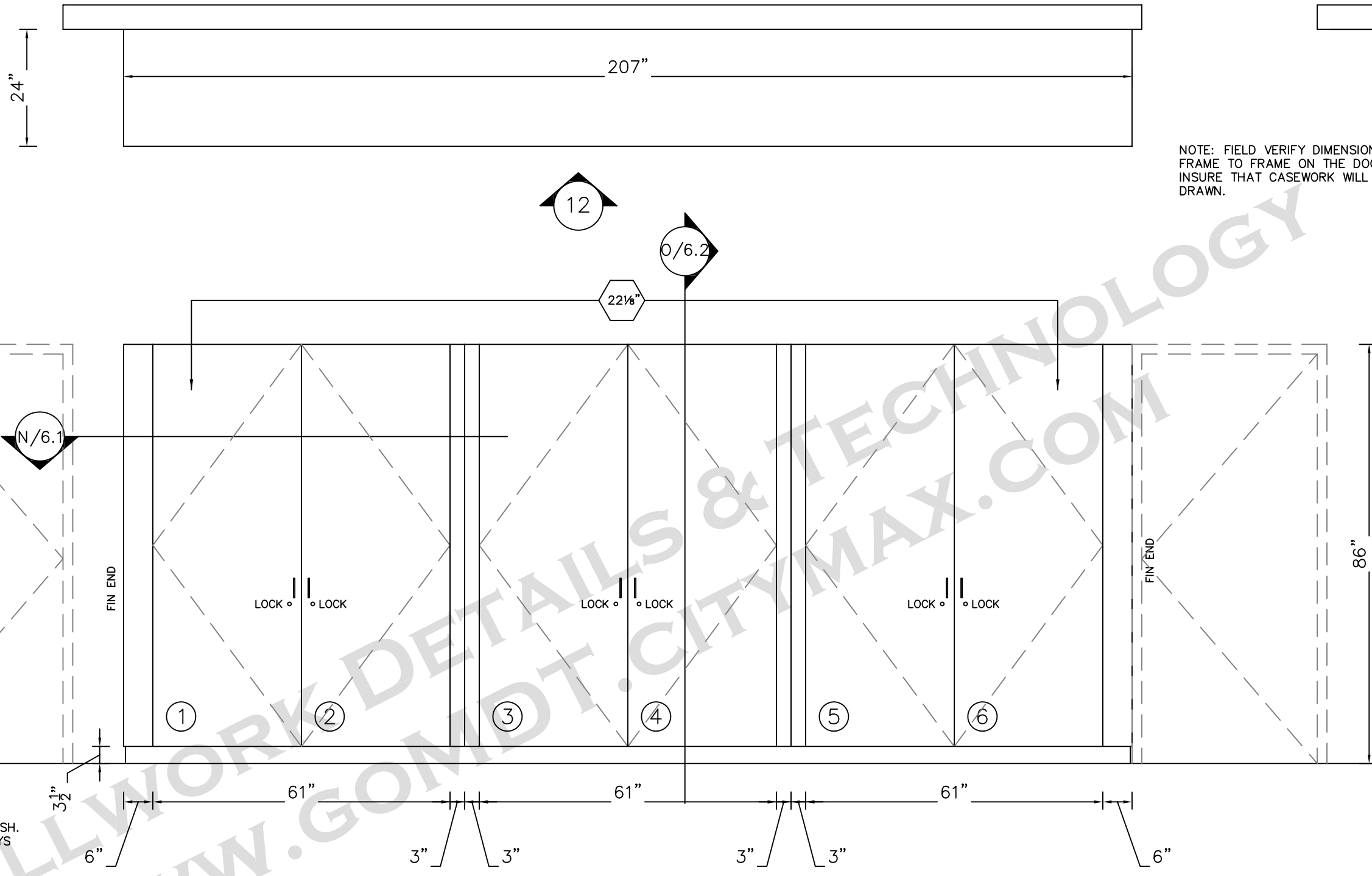
SUBMITTAL PKG: A
 DRAWN by: Larry B.
 Project Manager: Your PM Name

SUBMITTAL DATE: 03/11/05
 REVISION DATE:
 REVISION DATE:

YOUR CURRENT PROJECT NAME
 101 Main Street
 Hometown, USA
 Millwork
 A101-A710


Revised On:
 Date: 04/22/05 Time: 2:06pm

JOB #
 1000
 PAGE
 Page 5.3



NOTE: FIELD VERIFY DIMENSION FROM FRAME TO FRAME ON THE DOORS TO INSURE THAT CASEWORK WILL FIT AS DRAWN.

ALL CABINET PULLS THIS ELEVATION TO BE STANLEY # 4484 IN A BRUSHED ALUMINUM FINISH. ALL LOCKS TO BE BY NATIONAL. SUPPLY 4 KEYS PER LOCK. ALL LOCKS TO BE KEYED ALIKE.



RM # 211 REHEARSAL ROOM # 1 - SOUTH ELEVATION
 ARCH. REF. - 11-S/A702

1/2" = 1'

ALL CASEWORK THIS ELEVATION TO BE PAINT GRADE. PLEASE SPECIFY PAINT COLOR.

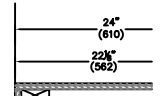
**YOUR LOGO
GOES HERE**

ANY STREET
 ANY CITY, ANY STATE
 Phone Number

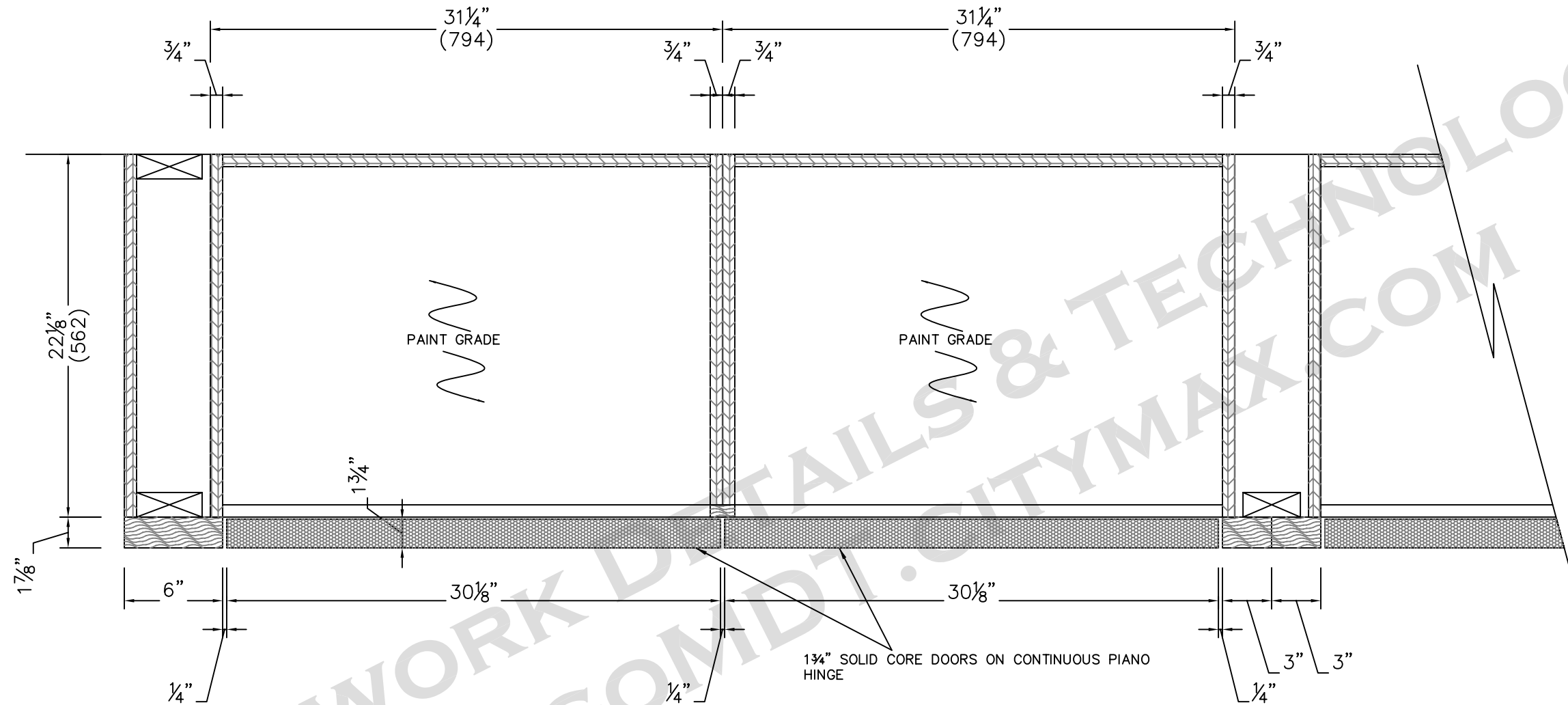
SUBMITTAL PKG:	A	SUBMITTAL DATE:	03/11/05
DRAWN by:	Larry B.	REVISION DATE:	
Project Manager:	Your PM Name	REVISION DATE:	

YOUR CURRENT PROJECT NAME
 101 Main Street
 Hometown, USA
 Millwork
 A101-A710

Revised On:
 Date: 04/22/05 Time: 2:06pm



JOB #
 1000
 PAGE
 Page 6.0



N HORIZONTAL SECTION THROUGH PAINT GRADE STORAGE CABINETS IN REHEARSAL ROOM(S) 1 1/2" = 1'

ALL CASEWORK THIS ELEVATION TO BE PAINT GRADE.
PLEASE SPECIFY PAINT COLOR.

**YOUR LOGO
GOES HERE**

ANY STREET
ANY CITY, ANY STATE
Phone Number

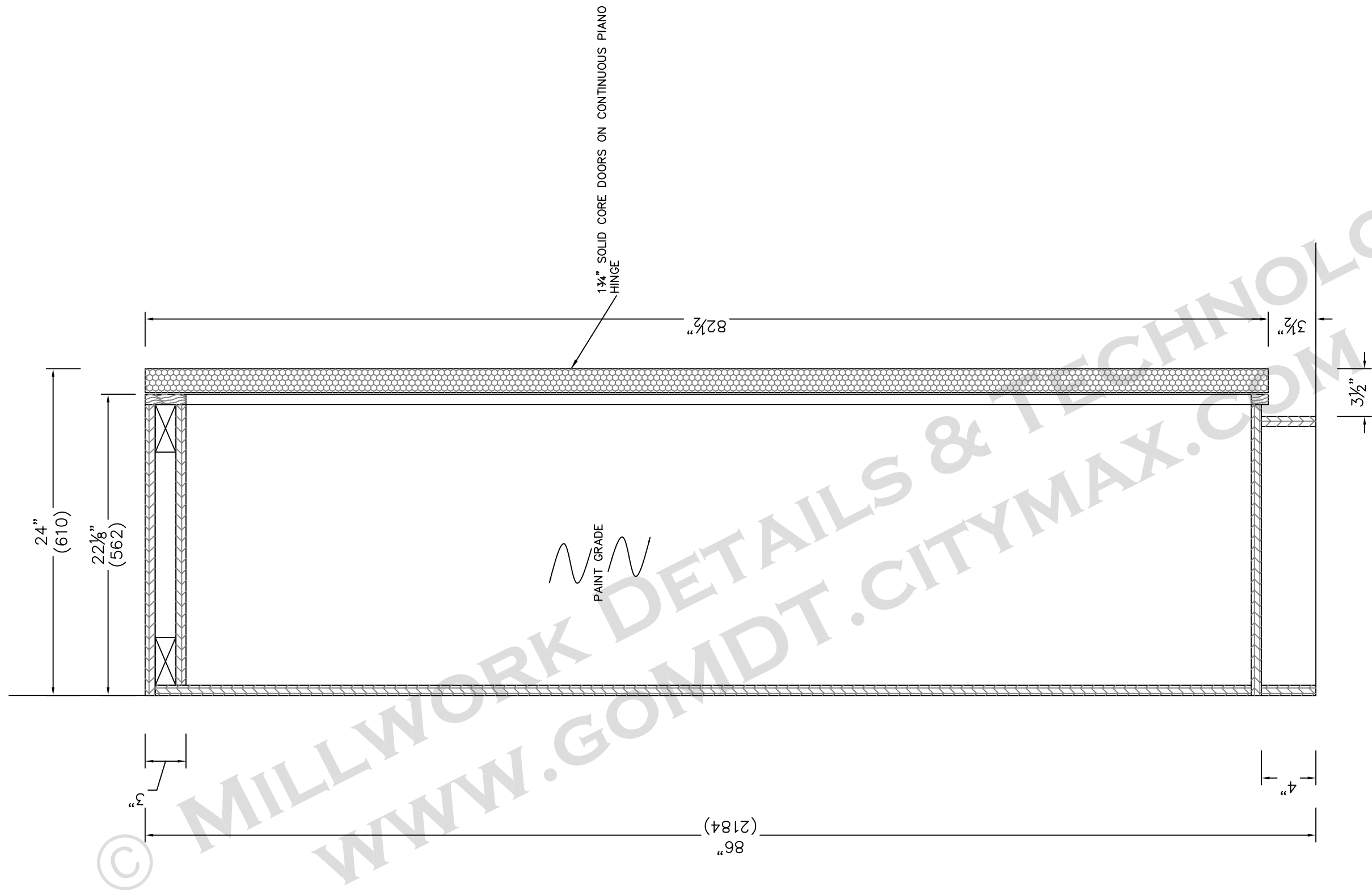
SUBMITTAL PKG: A
DRAWN by: Larry B.
Project Manager: Your PM Name

SUBMITTAL DATE: 03/11/05
REVISION DATE:
REVISION DATE:

YOUR CURRENT PROJECT NAME
101 Main Street
Hometown, USA
Millwork
A101-A710

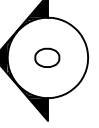
Revised On:
Date: 04/22/05 Time: 2:06pm

JOB #
1000
PAGE
Page 6.1



1 1/2" = 1'

SECTION THROUGH STORAGE CABINETS IN REHEARSAL ROOMS



**YOUR LOGO
GOES HERE**

ANY STREET
ANY CITY, ANY STATE
Phone Number

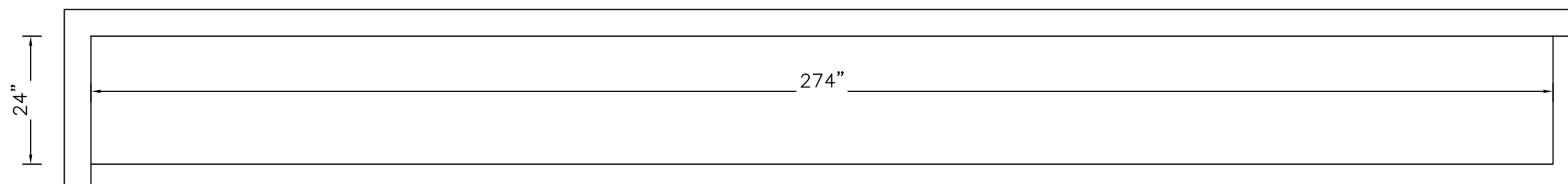
SUBMITTAL PKG: A
DRAWN by: Larry B.
Project Manager: Your PM Name

SUBMITTAL DATE: 03/11/05
REVISION DATE:
REVISION DATE:

YOUR CURRENT PROJECT NAME
101 Main Street
Hometown, USA
Millwork
A101-A710

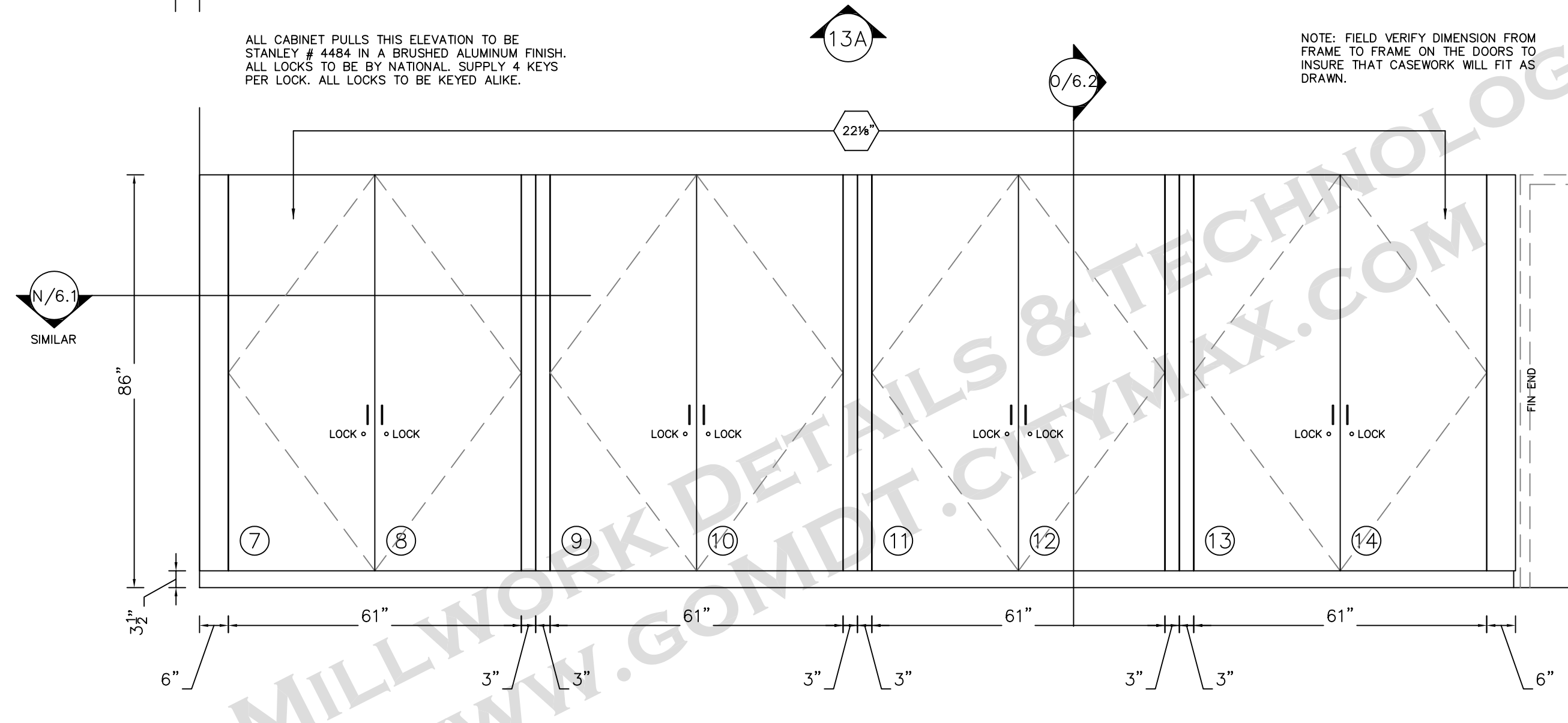
Revised On:
Date: 04/22/05 Time: 2:06pm

JOB #
1000
PAGE
Page 6.2



ALL CABINET PULLS THIS ELEVATION TO BE STANLEY # 4484 IN A BRUSHED ALUMINUM FINISH. ALL LOCKS TO BE BY NATIONAL. SUPPLY 4 KEYS PER LOCK. ALL LOCKS TO BE KEYED ALIKE.

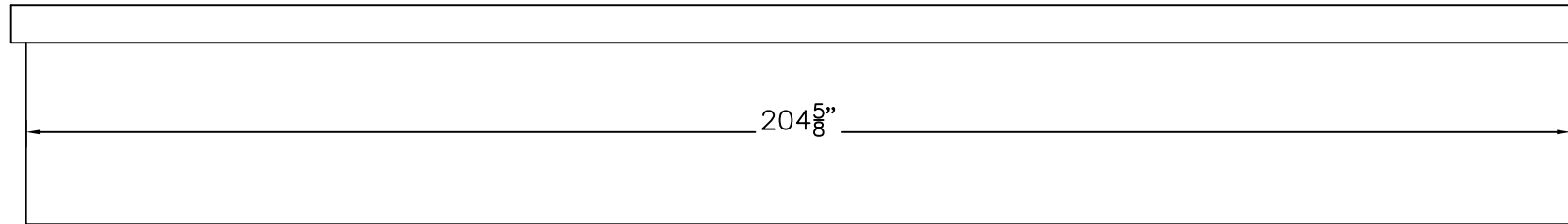
NOTE: FIELD VERIFY DIMENSION FROM FRAME TO FRAME ON THE DOORS TO INSURE THAT CASEWORK WILL FIT AS DRAWN.



13A RM # 212 REHEARSAL ROOM # 2 - PARTIAL SOUTH ELEVATION ARCH. REF. - 15-S/A702 1/2"=1'

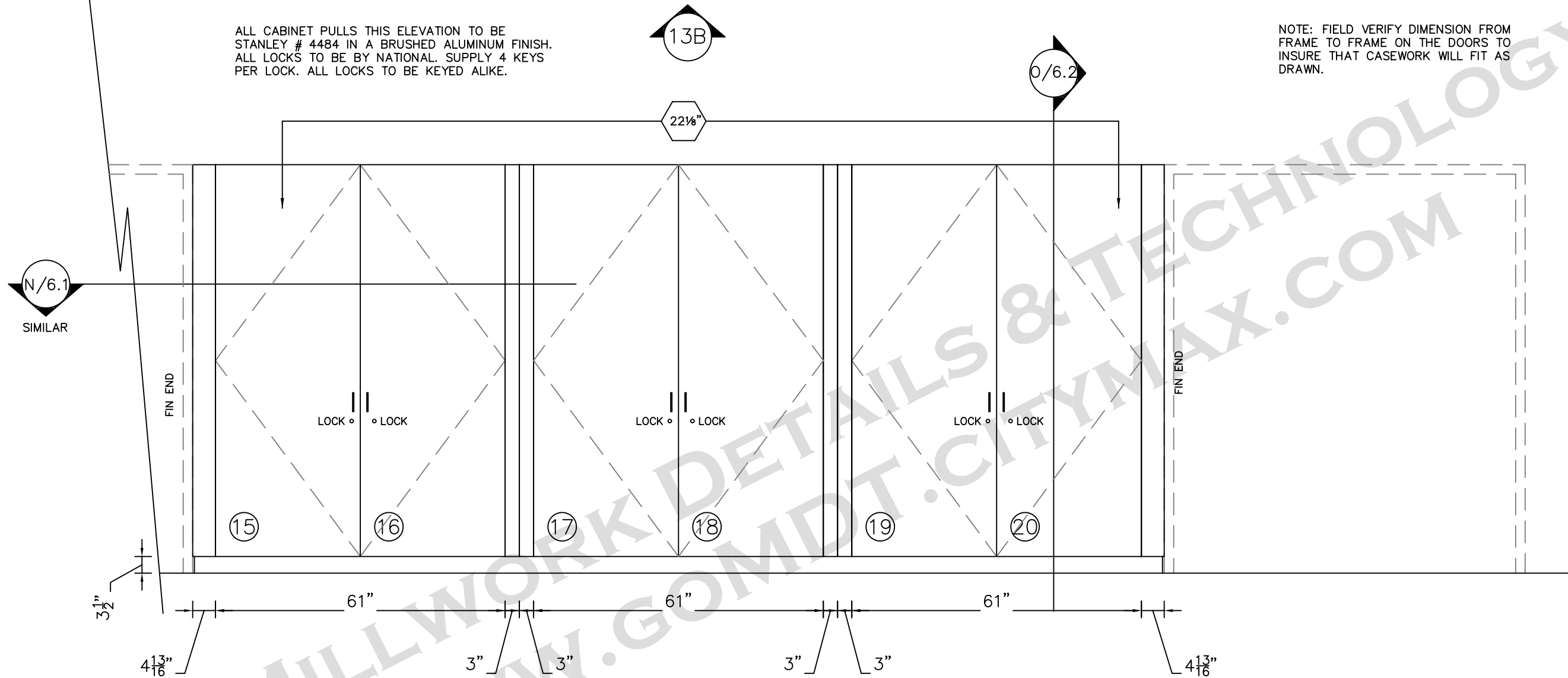
ALL CASEWORK THIS ELEVATION TO BE PAINT GRADE. PLEASE SPECIFY PAINT COLOR.

YOUR LOGO GOES HERE	ANY STREET ANY CITY, ANY STATE Phone Number	SUBMITTAL PKG: A	SUBMITTAL DATE: 03/11/05	YOUR CURRENT PROJECT NAME 101 Main Street Hometown, USA	JOB # 1000
		DRAWN by: Larry B.	REVISION DATE:		
		Project Manager: Your PM Name	REVISION DATE:	Revised On: Date: 04/22/05 Time: 2:06pm	PAGE Page 6.3



ALL CABINET PULLS THIS ELEVATION TO BE STANLEY # 4484 IN A BRUSHED ALUMINUM FINISH. ALL LOCKS TO BE BY NATIONAL. SUPPLY 4 KEYS PER LOCK. ALL LOCKS TO BE KEYED ALIKE.

NOTE: FIELD VERIFY DIMENSION FROM FRAME TO FRAME ON THE DOORS TO INSURE THAT CASEWORK WILL FIT AS DRAWN.



13B RM # 212 REHEARSAL ROOM # 2 - PARTIAL SOUTH ELEVATION
 ARCH. REF. - 15-S/A702

1/2" = 1'

ALL CASEWORK THIS ELEVATION TO BE PAINT GRADE. PLEASE SPECIFY PAINT COLOR.

**YOUR LOGO
GOES HERE**

ANY STREET
 ANY CITY, ANY STATE
 Phone Number

SUBMITTAL PKG:	A	SUBMITTAL DATE:	03/11/05
DRAWN by:	Larry B.	REVISION DATE:	
Project Manager:	Your PM Name	REVISION DATE:	

YOUR CURRENT PROJECT NAME
 101 Main Street
 Hometown, USA
 Millwork
 A101-A710

Revised On:
 Date: 04/22/05 Time: 2:06pm

JOB #
 1000
 PAGE
 Page 6.4

FIELD VERIFY 188"

FIELD NOTCH COUNTERTOP FOR COLUMN

F.V. 2 3/4"

24"

VENEER SEAM

LOOSE JOINT

96"

T-14

TOP: 3 1/2" CUSTOM VENEER 24" DEEP

14/7.1

15/7.3

70 3/4"

FIELD VERIFY 88 3/4"

24"

18"



PLAN VIEW @ TICKETS RM. 101B

3/4" = 1'

COUNTERTOP TO BE PLAIN SLICED PECAN VENEER
PANEL PRODUCTS W/ CLEAR FINISH.

**YOUR LOGO
GOES HERE**

ANY STREET
ANY CITY, ANY STATE
Phone Number

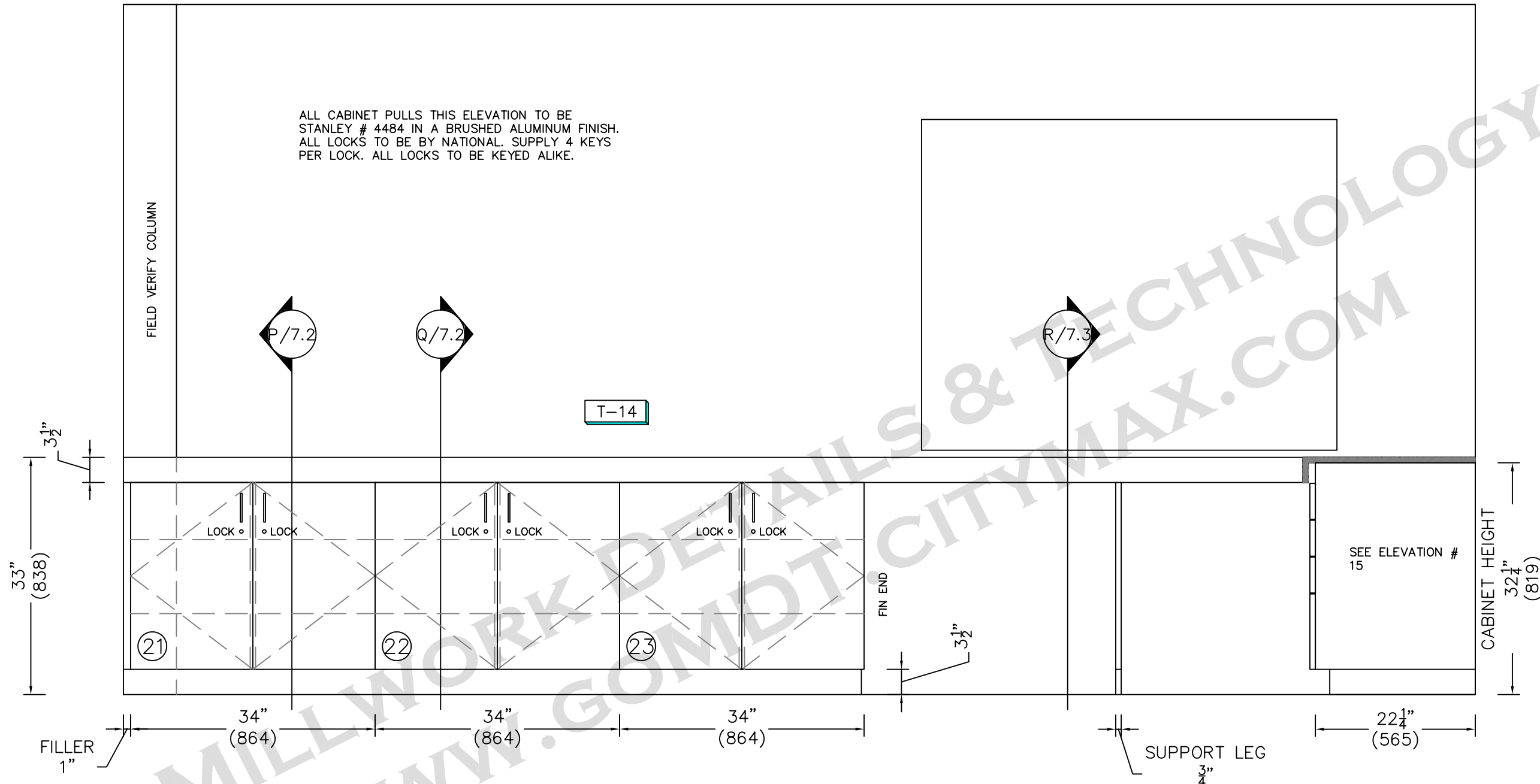
SUBMITTAL PKG: A
DRAWN by: Larry B.
Project Manager: Your PM Name

SUBMITTAL DATE: 03/11/05
REVISION DATE:
REVISION DATE:

YOUR CURRENT PROJECT NAME
101 Main Street
Hometown, USA
Millwork
A101-A710

Revised On:
Date: 04/22/05 Time: 2:06pm

JOB #
1000
PAGE
Page 7.0



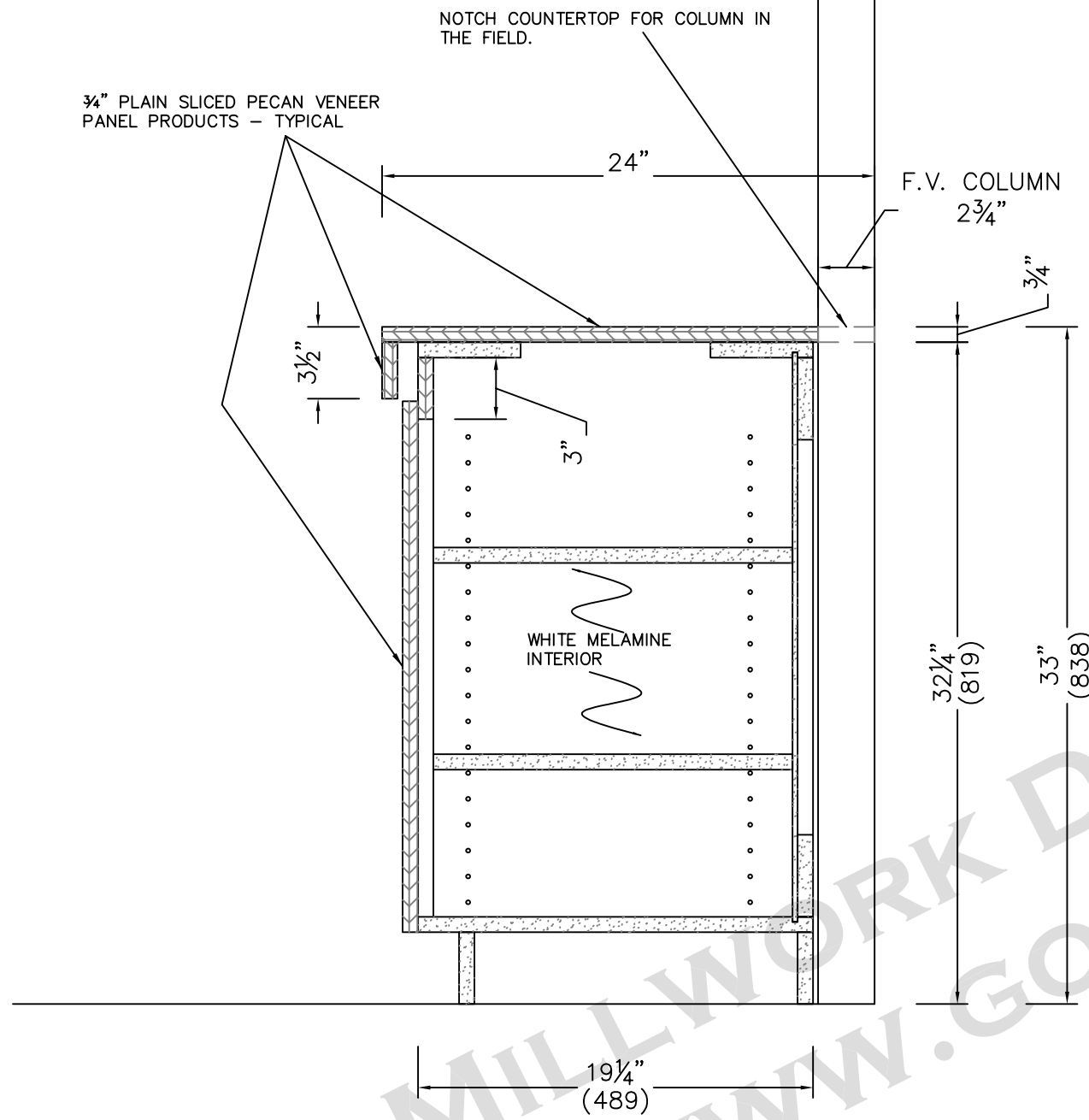
14

RM # 101B TICKETS – EAST ELEVATION
 ARCH. REF. – 6-E/A700

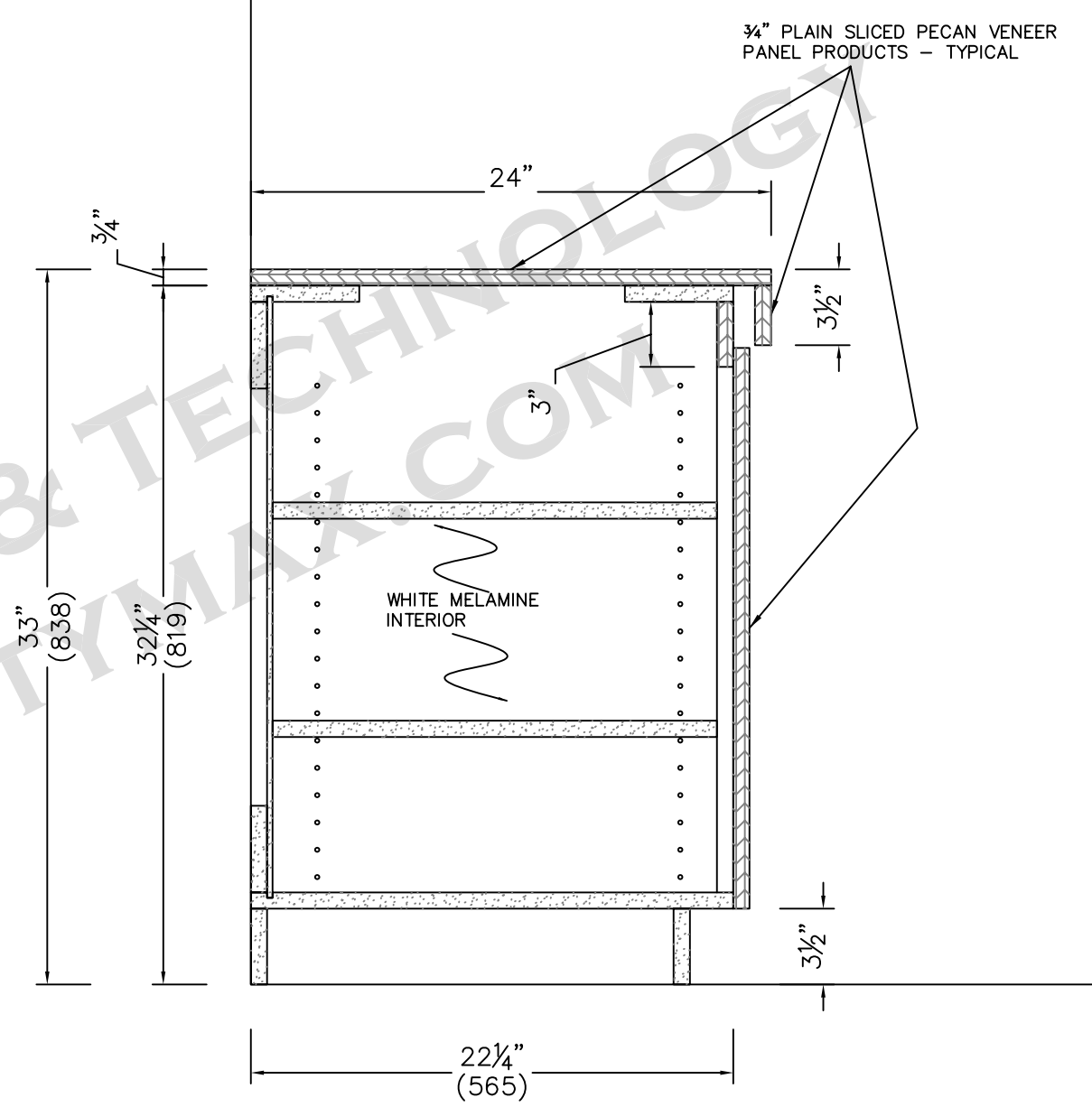
3/4" = 1'

COUNTERTOP AND CABINETS TO BE PLAIN SLICED
 PECAN VENEER PANEL PRODUCTS W/ CLEAR FINISH.

YOUR LOGO GOES HERE	ANY STREET ANY CITY, ANY STATE Phone Number	SUBMITTAL PKG: A	SUBMITTAL DATE: 03/11/05	YOUR CURRENT PROJECT NAME 101 Main Street Hometown, USA Millwork A101-A710	Revised On: Date: 04/22/05 Time: 2:06pm	JOB # 1000
		DRAWN by: Larry B.	REVISION DATE:			PAGE
		Project Manager: Your PM Name	REVISION DATE:			Page 7.1



P SECTION THROUGH CASEWORK @ TICKETS 101B 1 1/2"=1'



Q SECTION THROUGH CASEWORK @ TICKETS 101B 1 1/2"=1'

**YOUR LOGO
GOES HERE**

ANY STREET
ANY CITY, ANY STATE
Phone Number

SUBMITTAL PKG: A
DRAWN by: Larry B.
Project Manager: Your PM Name

SUBMITTAL DATE: 03/11/05
REVISION DATE:
REVISION DATE:

YOUR CURRENT PROJECT NAME
101 Main Street
Hometown, USA
Millwork
A101-A710

Revised On:
Date: 04/22/05 Time: 2:06pm

JOB #
1000
PAGE
Page 7.2

TRACK, STOP, GUIDE, GLASS, ETC. FOR
PASS THRU - BY OTHERS

3/4" PLAIN SLICED PECAN VENEER
PANEL PRODUCTS - TYPICAL

2 1/2" x 2 1/2" x 3/16" CONTINUOUS
STEEL FRAME - BY OTHERS

PECAN VENEER
SUPPORT LEG

ALL CABINET PULLS THIS ELEVATION TO BE
STANLEY # 4484 IN A BRUSHED ALUMINUM FINISH.

S/7.4

FIELD VERIFY HEIGHT A.F.F.
34" (864)

33" (838)

32 1/4" (819)

22 1/4" (565)

3 1/2"

33" (838)

32 1/4" (819)

SEE ELEVATION #
14

FIN END

24

25

NOTE: RETURN 3 1/2"
DROP EDGE @
FINISHED END

FIN END

22" (559)

22" (559)

R

SECTION THROUGH CASEWORK @ TICKETS 101B

1 1/2" = 1'

15

RM # 101B TICKETS - SOUTH ELEVATION
ARCH. REF. - 7-S/A700

3/4" = 1'

COUNTERTOP AND CABINETS TO BE PLAIN SLICED
PECAN VENEER PANEL PRODUCTS W/ CLEAR FINISH.

**YOUR LOGO
GOES HERE**

ANY STREET
ANY CITY, ANY STATE
Phone Number

SUBMITTAL PKG: A

SUBMITTAL DATE: 03/11/05

DRAWN by: Larry B.

REVISION DATE:

Project Manager: Your PM Name

REVISION DATE:

YOUR CURRENT PROJECT NAME

101 Main Street
Hometown, USA

Millwork
A101-A710

JOB #
1000

PAGE
Page 7.3

Revised On:

Date: 04/22/05 Time: 2:06pm

